



Climate & Development
Knowledge Network

A Mitigation Analysis of CDKN Priority Countries

Understanding the current mitigation landscape to help inform the development of intended nationally determined contributions (INDCs)

July 2014

Table of Contents

Section 1: High level messages	4
Summary	6
Scope of this report and limitations	10
Section 2: Country analysis	11
Bangladesh	12
The Caribbean	14
Colombia	16
El Salvador	18
Ethiopia	20
India	22
Indonesia	24
Kenya	26
Nepal	28
Pakistan	30
Peru	32
Republic of the Marshall Islands	34
Rwanda	35
Uganda	37
Methodology	39
Sources	40

Acronyms

ADB	Asian Development Bank	GIZ	German Society for International Cooperation (in German: Deutsche Gesellschaft für Internationale Zusammenarbeit)
AfDB	African Development Bank		
CCAP	Centre for Clean Air Policy		
CDM	Clean Development Mechanism	ICF	International Climate Fund (UK Government)
BAU	Business as usual		
BMU	German Federal Ministry for the Environment (in German: Bundesministerium für Umwelt)	IDB	Inter-American Development Bank
		IFAD	International Fund for Agricultural Development
BMZ	German Federal Ministry for Economic Cooperation and Development (in German: Bundesministerium für wirtschaftliche Zusammenarbeit und Entwicklung)	IISD	International Institute for Sustainable Development
		JICA	Japan International Cooperation Agency
CARICOM	Caribbean Community and Common Market	LAC	Latin America and the Caribbean
		LEDs	Low Emissions Development Strategy
CCCCC	Caribbean Community Climate Change Centre	LULUCF	Land–use, land-use change and forestry
CDM	Clean Development Mechanism	MRV	Monitoring, verification and reporting
CFC	Chlorofluorocarbon		
CIDA	Canadian International Development Agency	NAMA	Nationally Appropriate Mitigation Action
COP	UNFCCC Conference of the Parties	RE	Renewable Energy
		REDD+	Reducing emissions from deforestation and forest degradation
DANIDA	Danish International Development Agency		
		SIDS	Small Island Developing States
DECC	Department for Energy and Climate Change (UK Government)	TERI	The Energy and Resources Institute
EBRD	European Bank for Reconstruction and Development	UNDP	United Nations Development Programme
EC	European Community	UNEP	United Nations Environment Programme
ETS	Emissions Trading System		
EU	European Union	UNIDO	United Nations Industrial Development Organization
FCO	Foreign and Commonwealth Office (UK Government)	USAID	United States Agency for International Development
GCF	Green Climate Fund		
GEF	Global Environment Facility	WRI	World Resources Institution
GGGI	Global Green Growth Institute	WWI	World Watch Institute
GHG	Greenhouse Gas		

Section 1: High level messages

International climate negotiations are reaching a pivotal moment in their history, as developing and developed countries prepare to come together at the 21st UNFCCC Conference of Parties (COP21) in Paris in 2015, to agree a post-Kyoto international climate agreement.

At the most recent UNFCCC Conference of Parties (COP19) in Warsaw, governments advanced the timeline for delivering an agreement in 2015 by agreeing to prepare their intended nationally determined contributions (INDCs) well in advance of COP21 in December 2015, and ideally by the first quarter of 2015 for those countries that are in a position to do so. The substance and form of INDCs is currently the focus of much debate under the UNFCCC. However, we understand that nearly all parties are in agreement that the INDCs should at least all include some offer on mitigation.

This report draws on the existing, publically available evidence base to provide a snapshot of the mitigation landscape across CDKN's partner countries which include Bangladesh, the Caribbean, Colombia, El Salvador, Ethiopia, India, Indonesia, Kenya, Nepal, Pakistan, Peru, Rwanda and Uganda. It also includes information on the Republic of the Marshall Islands (RMI) which receives support through CDKN's Climate Window of the Advocacy Fund. This analysis compiles information on mitigation legislation, targets, policies and projects for each country to build a holistic picture of current domestic activity and ambition, with the intention that this could help inform the preparation of INDCs.

Key messages

1. There is great variation in the type and scale of action across CDKN's partner countries (see Figure 2). For example India and Indonesia have climate legislation in place, have registered several NAMAs, and identified quantitative (voluntary) emissions reduction targets. Whereas in Rwanda adaptation is very much the priority and mitigation is indirectly addressed in the country's economic development strategy.

Implication: Countries are starting from very different places on mitigation, in terms of scale of emissions, domestic activity around mitigation, and mitigation potential. This will likely have implications for the nature of the INDCs submitted. For CDKN's partner countries INDCs could range from robust-evidence based mitigation targets, to high-level statements of intent such as keeping emissions at their current levels.

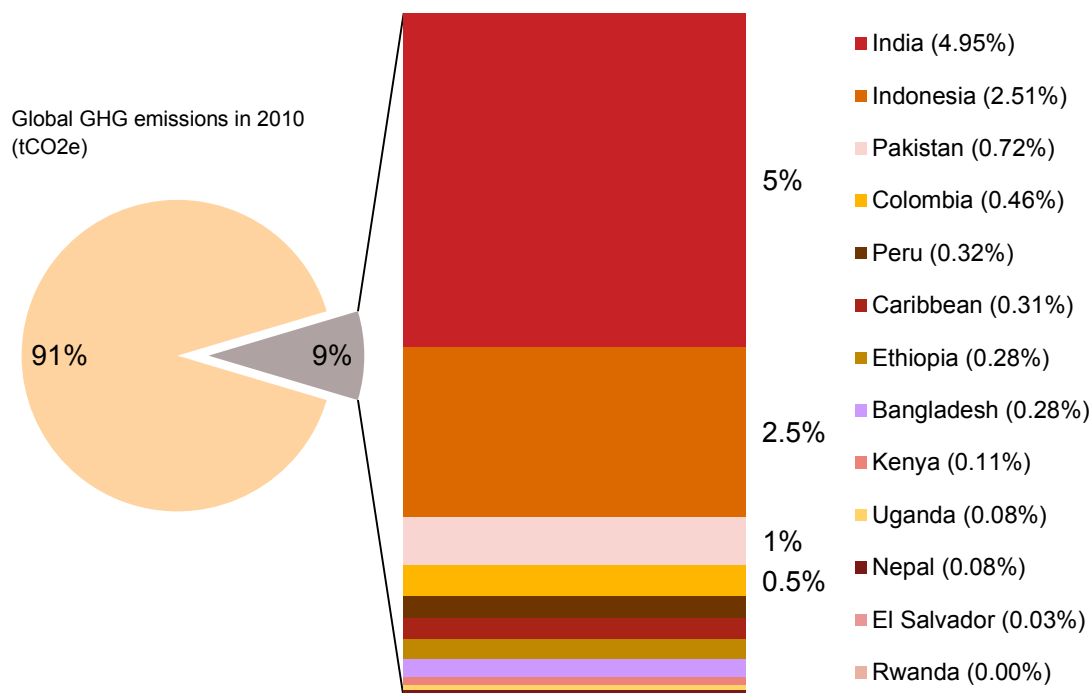
2. The ambition level of national emission targets does not strongly correlate to the level of emissions; some LDCs have relatively ambitious emissions reduction targets despite representing less than 1% of global emissions. For example the Republic of the Marshall Islands has pledged a 40% reduction (against 2009 levels) and contributes less than 0.1% of global emissions, while India has pledged 20-25% reduction (against 2005 levels) and represents 5% of global emissions.

Implication: Increasing numbers of developing countries are coming forward with their own mitigation pledges. In making pledges, countries such as the Republic of the Marshall Islands hope that this will catalyse others, particularly the big emitters, to take action. The aggregation and review of these pledges present significant challenges, and are currently the focus of much debate in the negotiations.

3. The long-term priority of many CDKN partner countries is economic development, and this is perceived to not always be compatible with mitigation. The focus in many developing countries is adaptation and building resilience to the impacts of climate change. However developing countries are beginning to integrate low emissions paths into plans and targets to achieve middle income status for example, the Vision2020 in Rwanda and Ethiopia's Growth and Transformation Plan.

Implication: While there are close links between mitigation and adaptation, it is likely that the relative priority of one over the other will remain divergent across countries until stronger guidance on this issue emerges from the UNFCCC. One interesting opportunity is in the form of policies which contribute to both mitigation and adaptation, for example El Salvador's Mitigation-Based Adaptation (MBA) strategy.

Figure 1: CDKN share of global GHG emissions (2010), by country

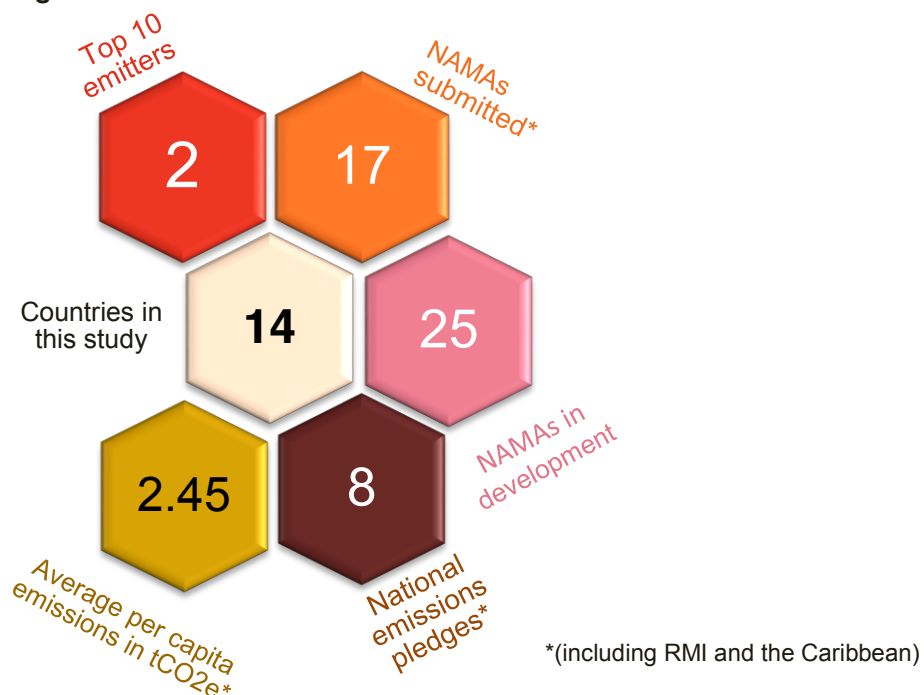


The portfolio of CDKN priority partner countries has relatively low average per capita GHG emissions, yet also includes two countries in the list of top 10 global emitters. The total emissions share of all CDKN priority partner countries is 4,725 Mt CO₂e for 2010, comprising 9% of the global emissions for 2010. India and Indonesia together counted for 7% of total global emissions, with the other 12 CDKN countries and regions accounting for 2%.

NAMAs

A limited number of CDKN countries (7 out of 14) have submitted Nationally Appropriate Mitigation Actions (NAMAs) to the NAMA. NAMAs are considered to be voluntary climate protection measures taken by developing countries, which are embedded within their plans for national development to facilitate the move to a low carbon trajectory.

Figure 2: The numbers at a glance

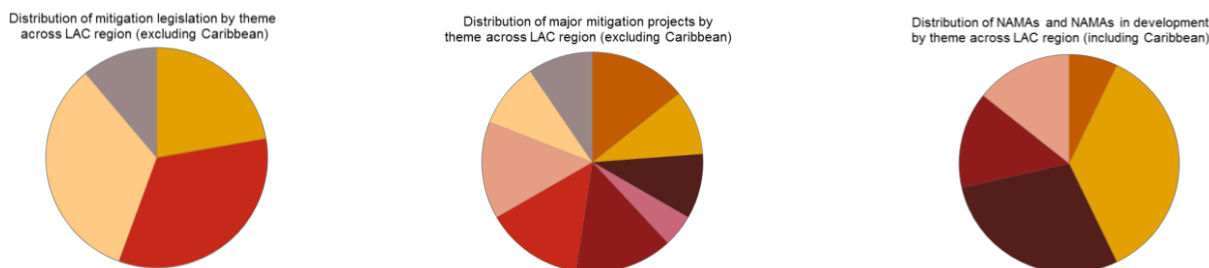


Summary

Many countries across Latin America and the Caribbean (LAC) have set qualitative mitigation targets. Peru's target year of 2021 to reduce emissions to 68 MtCO₂e per year coincides with 200 years of independence celebrations, and as the host of this year's COP20 there is an opportunity for the country to show real climate leadership. Ecuador is promulgating its national 'Mitigation by Adaptation' policy across neighbouring governments in the hope of spurring greater action across Central America.

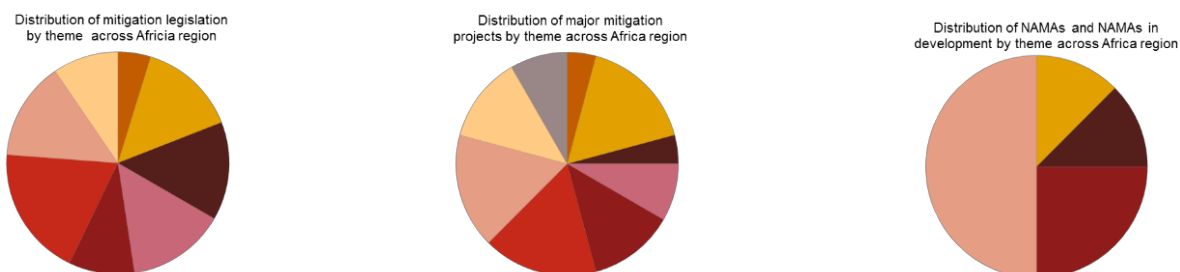
Priorities across the LAC include renewables (predominantly hydropower and biofuels) and carbon sequestration through LULUCF (for example 'sustainable' palm oil production on old ranching land). Colombia has specific targets on reducing primary Amazonian deforestation completely by 2030.

Figure 3: Latin America and the Caribbean



Africa is acutely vulnerable to the impacts of climate change and as a result adaptation rather than mitigation is a greater priority in many African countries. All four CDKN countries in Africa have relatively low emissions levels and none appear to have quantitative economy-wide emissions reduction targets; however Ethiopia and Kenya have quantitative deforestation targets. Ethiopia and Kenya have a number of NAMAs submitted to the UNFCCC, with a range of sectors represented and an emphasis on low carbon financing.

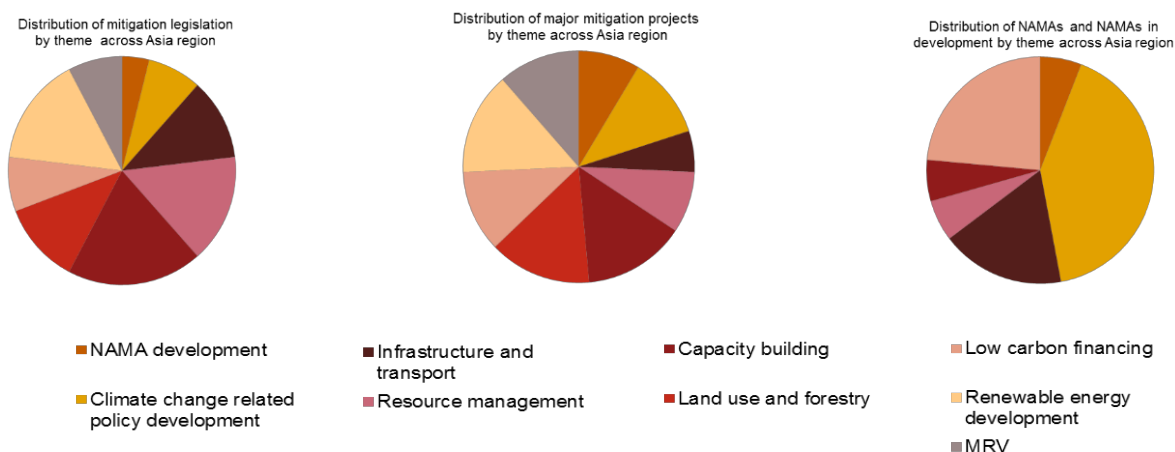
Figure 4: Africa



In Asia emissions levels across CDKN countries vary widely: India and Indonesia are relatively large global emitters, while Pakistan has quite low emissions.

Indonesia has pledged to increase its GHG emissions reduction target from 26% to 41% against business as usual by 2020, conditional upon receiving international support, for example in the form of climate financing. India has committed to the Copenhagen Accord emissions reduction target of 20-25% by 2020 from 2005 levels, excluding agricultural emissions - proposed domestic actions are voluntary and will not be legally binding. Both countries have several NAMA's under development and registered with the NAMA facility. Both Nepal and Pakistan have a focus on adaptation, with no NAMAs registered or in development, nor any emissions pledges that this review was able to identify.

Figure 5: Asia



Several issues based observations can also be drawn from the analysis.

CDKN supports activities in several **small island developing states (SIDS)** across the Caribbean and Pacific*. SIDS are amongst the most climate vulnerable countries, with several countries at risk of being completely submerged with even relatively small increases in sea level, while others would lose significant areas of land, coastline and freshwater lenses.

SIDS constitute a tiny fraction of global emissions but some countries have put relatively ambitious plans and policies in place to reduce emissions. Fuel consumption is the main sources of emissions for these countries and as such mitigation efforts tend to focus on the energy sector. For example Barbados, Dominica, the Dominican Republic, Grenada, Guyana, Saint Lucia, Saint Vincent and the Grenadines and the RMI made energy efficiency and renewable energy pledges in the 2012 Barbados Declaration. In 2013, the RMI hosted the Pacific Islands Forum, and set up the Majuro Declaration - a register of mitigation commitments from Pacific countries.

Many CDKN partner countries also contain **rain-forested areas**, some of which are extremely substantial, both in terms of biodiversity and as a carbon sink, for example the Amazon and the Indonesian rainforest. Deforestation rates as well as area of forest vary widely. Ethiopia has a high deforestation rate (up to 1.5% of the rainforest cover annually), but a small area of forest cover (up to 12m ha), while Indonesia has a lower rate of deforestation (est. 0.9%) but a very large area of forest cover (131m ha), which has important implications for the impact of deforestation on emissions.

Colombia, Indonesia and Peru are all part of UN-REDD, a collaborative programme of the UN where participants aim to implement the REDD+ mechanism (reducing emissions from deforestation and forest degradation). Ethiopia, Kenya and Nepal are observers to UN-REDD. Several CDKN countries are part of the Coalition for Rainforest Nations (CfRN), an Intergovernmental Organisation, which also acts as a negotiating group within the UNFCCC. These countries are: Bangladesh, El Salvador, Indonesia, Kenya, Pakistan and Uganda, as well as 5 Caribbean countries.

Figure 6 and 7 provides a snapshot of mitigation activity in CDKN's partner countries. NAMAs, legislation, forestry policy and emissions commitments are plotted against the relevant year. Section 2 profiles mitigation activity in each country in more detail.

Note that developing country emissions pledges are not legally binding – for example, India has stated that its pledge under the Copenhagen Accord is a purely voluntary measure.

* The Republic of the Marshall Islands is not a CDKN priority partner country, but receives support via CDKN's Climate Window of the Advocacy Fund.

Figure 6: Mitigation snapshot across the CDKN countries

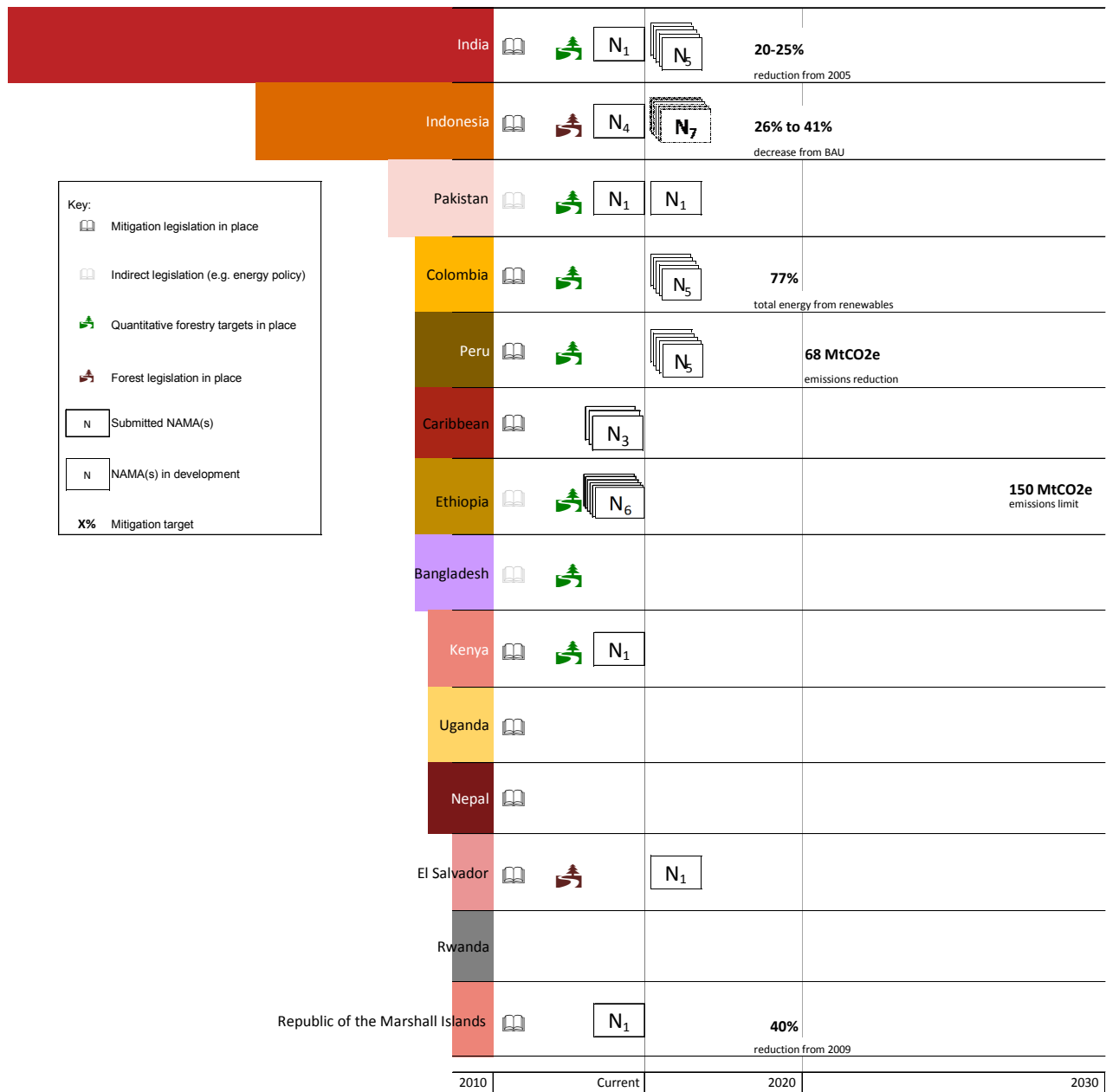


Figure 7: All-countries snapshot

Global emissions (2010) - MtCO₂e:

46,587.44

Source (emissions data):

World Resources Institute and World Bank

Population data:

World Bank

National Communications to UNFCCC:

http://unfccc.int/national_reports/non-annex_i_natcom/items/2979.php

			Bangladesh	Caribbean†	Colombia	El Salvador	Ethiopia	India	Indonesia	Kenya	Nepal	Pakistan	Peru	Rwanda	Uganda	RMI	All CDKN
Emissions data	Current emissions level (MtCO ₂ e) - 2010		130.77	146.5	215	13.71	131.99	2304.39	1170.02	51.97	36.71	333.35	149.03	1.47	39.15	0.10	4724.6
	Population - 2010		151,125,475	26,805,209	46,444,798	6,218,195	87,095,281	1,205,624,648	240,676,485	40,909,194	26,846,016	173,149,306	29,262,830	10,836,732	33,987,213	52,428	2,079,033,810
	Per capita emissions (tCO ₂ e) - 2010		0.87	5.47	4.64	2.20	1.52	1.91	4.86	1.27	1.37	1.93	5.09	0.14	1.15	1.91	2.45
	% of global emissions - 2010		0.28%	0.31%	0.46%	0.03%	0.28%	4.95%	2.51%	0.11%	0.08%	0.72%	0.32%	0.00%	0.08%		10.14%
	Global emitters ranking (of 186)		53	49	40	135	51	4	7	87	104	28	47	166	102		
	Quantitative national reduction targets		No		Yes*	No	Limit 2030 emissions to 150 Mt CO ₂ e (2010 level)	20-25% by 2020 (2005 baseline)	26% - 41% (from BAU) by 2020	No	No	No	Yes***	No	No	40% by 2020 (2009 baseline)	
Legislation and international frameworks	Quantitative sub-national reduction targets		No		Yes	No	No	No**	No	No	No	No	No	No	No	No	
	Ratification to Kyoto		Yes		Yes	Yes	Yes	Yes	Yes	Yes	Yes	Yes	Yes	Yes	Yes	Yes	
	No. of National Communications to the UNFCCC		1st (2002), 2nd (2010)		1st (1999), 2nd (2011)	1st (2000), 2nd (2013)	1st (2001)	1st (2004), 2nd (2012)	1st (1999), 2nd (2011)	1st (2002)	1st (2004)	1st (2003)	1st (2001), 2nd (2010)	1st (2005), 2nd (2012)	1st (2002)	1st (2000)	
	Climate change legislation in place		Yes		Yes	Yes	Yes	Yes	Yes	Yes	Yes	Yes	Yes	Yes	Yes	Yes	
	# NAMAs submitted to UNFCCC		0		0	0	6	1	4	1	0	1	0	0	0	1	14
Focus areas of existing legislation and projects	# NAMAs in development		Unknown		5	1	Unknown	6	7	Unknown	0	1	5	Unknown	Unknown	0	25
	NAMA development	Legislation	No		No	No	No	Yes	No	No	No	No	No	No	Yes		
		Project	No		Yes	Yes	No	Yes	Yes	Yes	No	Yes	Yes	No	No		
	Climate Change related policy development	Legislation	No		Yes	No	Yes	No	Yes	Yes	No	Yes	Yes	No	Yes		
		Project	Yes		No	Yes	Yes	Yes	Yes	Yes	Yes	No	Yes	Yes	Yes		
	Infrastructure and Transport	Legislation	Yes		No	No	Yes	Yes	No	Yes	No	Yes	No	Yes	No		
		Project	No		Yes	No	Yes	Yes	No	No	No	Yes	Yes	No	No		
	Resource management	Legislation	Yes		No	No	Yes	No	Yes	Yes	Yes	Yes	No	Yes	No		
		Project	Yes		No	No	Yes	No	Yes	No	No	Yes	Yes	No	Yes		
	Capacity building	Legislation	Yes		No	No	No	Yes	Yes	Yes	Yes	Yes	No	No	Yes		
		Project	Yes		Yes	Yes	Yes	Yes	Yes	Yes	Yes	Yes	Yes	No	Yes		
	Land use and forestry	Legislation	Yes		Yes	Yes	Yes	No	Yes	Yes	No	Yes	Yes	Yes	Yes		
		Project	Y		Yes	Yes	Yes	Yes	Yes	Yes	Yes	Yes	Yes	Yes	Yes		
	Low carbon financing	Legislation	No		No	No	Yes	No	No	Yes	Yes	Yes	No	Yes	No		
		Project	Yes		Yes	Yes	Yes	Yes	Yes	Yes	Yes	No	Yes	Yes	Yes		
	Disaster preparedness	Legislation	Yes		No	Yes	Yes	Yes	No	Yes	Yes	No	Yes	No	No		
		Project	No		No	Yes	No	No	No	No	Yes	No	Yes	No	No		
	Resiliency	Legislation	No		Yes	Yes	No	Yes	No	Yes	Yes	No	No	Yes	No		
		Project	No		No	No	No	Yes	Yes	No	Yes	No	Yes	No	No		
	Renewable energy development	Legislation	Yes		Yes	Yes	Yes	No	Yes	Yes	Yes	Yes	Yes	No	No		
		Project	Yes		Yes	Yes	Yes	Yes	Yes	Yes	Yes	Yes	No	Yes	No		
	MRV	Legislation	No		Yes	No	No	Yes	No	No	No	Yes	No	No	No		
		Project	Yes		Yes	Yes	Yes	Yes	Yes	Yes	No	Yes	No	No	No		

Notes:

†Caribbean: Antigua and Barbuda, The Bahamas, Barbados, Belize, Dominica, Dominican Republic, Grenada, Guyana, Haiti, Jamaica, St Kitts and Nevis, St Lucia, St Vincent and the Grenadines, Suriname, Trinidad and Tobago

*Colombia: By 2020 at least 77% total energy capacity installed will be from renewables

Reduce deforestation in Colombian Amazon to zero by 2020

Biofuels 20% share of national fuel consumption by 2020 - requires funding

**India: Energy intensity targets (1-2%/year) for select sectors

***Peru: a) Zero net emissions in LULUCF - Reduce emissions by c. 45% on 2000, avoiding emissions of 50 MtCO₂e, via conservation of 54 m ha primary forest

b) Non-conventional RE and hydro at least 33% of total national energy consumption - ems reduction in energy sector of c. 28% on 2000, avoiding emissions of 7 MtCO₂e

c) Methane capture and use from urban solid waste disposal - National programme to construct sanitary landfills and complementary installations in 31 large cities - reduction of c. 7 MtCO₂e

Scope of this report and limitations

The findings in this report should be considered alongside other factors which affect countries' relative mitigation impact and potentials. Aspects such as carbon sinks, future emissions trends, economic development, and policies and programmes will all affect the mitigation landscape of a country in the future. In turn these factors will also inform the INDCs that countries bring to international climate negotiations.

The focus on mitigation is in response to an identified knowledge gap among climate practitioners intending to support the development of INDCs in these regions and countries. However it is fully acknowledged that in most of these countries adaptation is as important, if not more important than mitigation, in terms of national priorities.

This report provides a high-level snapshot of the current mitigation landscape across CDKN partner countries. The analysis is primarily based on publically available information and interviews with CDKN officials working in these countries. In some instances the existing datasets used are incomplete, for example the NAMA registry relies on developing countries submitting accurate and complete information on NAMAs – often these countries do not have the capacity to submit such information. The information here is complete and accurate to the best of our knowledge. Also the analysis may not have captured more recent mitigation activity in the focus countries, and serves only to provide a reference point in time.

Section 2: Country analysis

Introduction

Note on multi-country projects

The following country pages include details on donor-funded projects (outside of CKDN) with substantial mitigation potential or influence on mitigation policy. The following programmes have been listed here in order to avoid repetition, as they run in several of the CDKN countries:

Project	Date	Funding	Description
Clean Air Initiative for Asian Cities (CAI-Asia)	2001	Asian Development Bank, World Bank, USAID	CAI-Asia brings together stakeholders to build knowledge and capacity, develop policies and implement on-the-ground measures for improved air quality while simultaneously addressing health, climate change, energy and transport issues
Climate Finance Readiness Programme	2010	UNDP, World Bank, UNEP, WRI, GIZ	Will prepare developing countries to effectively and efficiently plan for, access, manage, deploy and monitor financing through the Green Climate Fund as well as other sources of international climate finance. Support will focus on private and public sector capacity building in order that finance is used most catalytically.
Climate Technology Initiative Private Financing Advisory Network (CTI PFAN)	2008 - 2015	Climate Technology Initiative (CTI), USAID, Renewable Energy and Energy Efficiency Partnership (REEEP)	CTI PFAN selects the most economically viable and environmentally beneficial business plans, and provides extensive coaching and guidance before projects are presented to investors at Clean Energy Financing Forums hosted across Asia, Latin America and Africa. By identifying promising clean energy projects at an early stage and provides mentoring for development of a business plan, investment pitch, and growth strategy, CTI PFAN significantly enhances the possibility of financial closure. Combined, the 34 projects will mitigate over 1.9 million tons of CO2 equivalent per year and provide over 312 MW of Clean Generation Capacity.
Enhancing Capacity for Low Emission Development Strategies (EC-LEDS)	2010 - 2016	USAID 1.459.359 EUR / country	Initiative to help developing countries formulate national emissions reduction strategies while meeting their economic development objectives. LEDS plans to work with 20 countries by 2013 to help them develop and/or refine a low emissions development strategy.
Forest Carbon Partnership Facility (FCPF)	2008	World Bank	Global partnership focused on REDD+, forest carbon stock conservation and sustainable management of forests and enhancement of forest carbon stocks
Joint Programme on Resource Efficient and Cleaner Production (RECP)	1994 - 2014	UNIDO, UNEP	Capacity building activities include strengthening implementation of climate change policies, development of climate change policies, enhancing capacity for implementing NAMAs, preparation of GHG inventories, enhancing capacity for implementing LEDS, and enhancing financing for energy efficient projects.
Low Emissions Asian development Programme (LEAD)	2011 - 2016	USAID and ICF	LEAD addresses Asia's emissions contribution by assisting Asian governments and businesses to establish the conditions and tools needed to participate in emerging international mitigation frameworks and meet obligations under the Copenhagen Accord. LEAD focuses on building capacity for MRV of emissions, market readiness for increased financing and investment in emissions reduction activities, and development and implementation of LEDS.
Low emissions capacity building programme (LECBP)	2011 - 2015	Australian Government, EC, BMU 21,800.000 EUR	The programme's overall objective is to strengthen capacities in participating countries via developing GHG inventory systems, identifying NAMA opportunities, designing LEDS in the context of national priorities, designing MRV systems and industry-specific mitigation actions.
Mitigation Action Implementation Network (MAIN)	2011 - 2013	Environment Canada, BMU, Ministry of Foreign Affairs Denmark, CCAP	The MAIN programme identifies and highlights the most successful experiences in developing and implementing high-impact, greenhouse-gas-reducing policies. MAIN uses these lessons to assist developing countries in refining their national policies and implementation frameworks. MAIN initiatives are designed to improve the capacity to design, plan, and implement LEDS and NAMAs
Partnership for Market Readiness (PMR)	2011 - 2015	World Bank	Grant-based, global partnership that provides funding and technical assistance for the collective innovation and piloting of market-based instruments for emissions reduction. PMR also provides a platform for technical discussions of such instruments to spur innovation and support implementation.

Methodology for project distribution charts

The project by sector charts in each of the following country sections give a visual representation of the distribution of donor-funded projects (i.e. those reviewed in this study) among nine sectors or themes (NAMA development, climate change related policy development, infrastructure and transport, resource management, capacity building, land use and forestry, low carbon financing, renewable energy development and monitoring, reporting and verification (MRV)). These themes represent the main project sector focuses encountered in this review. Projects listed in the tables on the country pages were counted within as many relevant sectors as necessary (e.g. a project in renewables and infrastructure would be counted in both of these sectors) – these along with the listed multi-country programmes above were used to generate the project by sector charts, in order to give an idea of the focus and distribution of projects.

Symbols



Mitigation legislation in place



Indirect legislation (e.g. energy policy)



Quantitative forestry targets in place



Forest legislation in place

Bangladesh



2010 emissions:	130.77 MtCO ₂ e
Global emissions ranking (2010):	53 rd
Emissions reductions target:	None
NAMAs registered/ in development:	0

Overview

Bangladesh has a large and densely spaced population, which exacerbates its extreme vulnerability to climate impacts such as sea level rise and extreme weather events.

The Government of Bangladesh has set out its development strategy, Vision 2021, which aims to establish Bangladesh as “a knowledge-based, healthy, food secure and climate resilient middle income democracy”. With assistance from USAID, a 2011-2016 results framework established the following Development Objectives, showing that climate change is a government priority:

- 1: Citizen Confidence in Governance Institutions Increased
- 2: Food Security Improved
- 3: Health Status Improved
- 4: Responsiveness to Climate Change Improved

The Bangladesh Climate Change Strategy and Action Plan (BCCSAP 2009) recognises that climate change presents a real challenge to economic development, and that there is an urgent need to improve the country's ability to respond to, and to mitigate the effects of climate change on the most vulnerable populations.

NAMAs

Bangladesh does not currently have any NAMAs in development.

Legislation

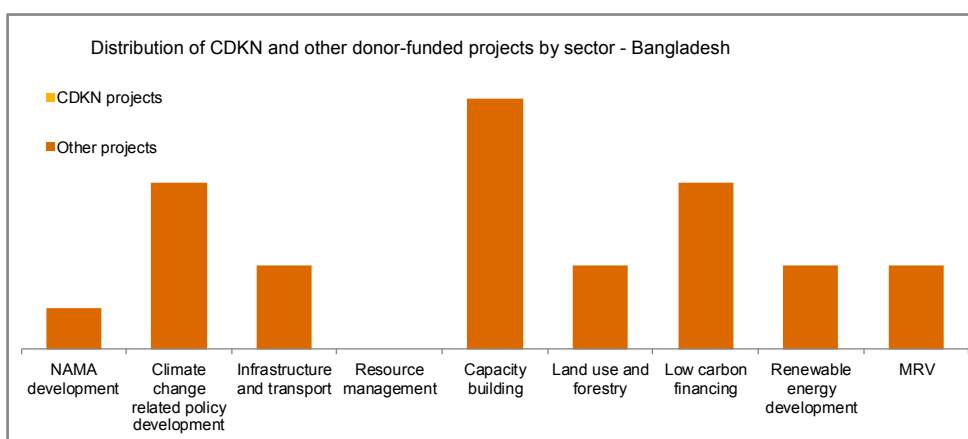
The table below sets out key legislation and government policies underpinning national mitigation efforts:

Law	Date of entry	Quantitative targets	Remit
Sustainable and Renewable Energy Development Authority Act	2012	None	This Act aims to create an independent authority to promote the development and use of renewable energy in Bangladesh.
Bangladesh Climate Change Strategy and Action Plan (BCCSAP)	2009	None	The BCCSAP is a “knowledge strategy” built on the National Adaptation Programme of Action (2005) and sets out 44 programmes to be taken over the short, medium and long term within six strategic areas: food security, social protection and health; comprehensive disaster management; infrastructure; research and knowledge management; mitigation and low carbon development; capacity building and institutional strengthening.
The Climate Change Trust Fund Act	2007	None	Intended as Government of Bangladesh's quick-start domestic response to climate change adaptation activities. It is linked to the BCCSAP and stipulates that 66% of its budget will be spent on the implementation of projects/programmes prioritised in the BCCSAP. The remainder is to be maintained as a deposit for emergencies. Budget for the legislation is \$100m/year between 2007 and 2009.
Bangladesh Environment Conservation Rule	1997	None	This Rule provides the implementation procedure for the Act of the same name.
Bangladesh Environment Conservation Act	1995	None	This Act legislates the conservation of environmental systems, improvement of environmental standards and control and mitigation and provides a framework for its implementation. It also calls for protection of “ecologically critical areas”.
Forestry Sector Master Plan (FSMP)	1993	None	This Plan is aimed at raising the total forest cover of the country to 20% by the year 2015 through “Social/Participatory Forestry” (SPF).
The Bangladesh Water and Power Development Boards Order	1972	None	This Order empowers the Water Board to develop schemes for watershed management. Can direct the owner of any private land to undertake anti-erosion operations including conservation of forests and re-afforestation.

Mitigation projects

The table below outlines the key donor-funded projects (outside of CDKN projects), which contribute towards national mitigation efforts. It can be seen from this and the sector disaggregated chart beneath that there is a focus on enabling policies as opposed to actions within economic sectors, with NAMAs, finance, capacity building and MRV all focuses. Bangladesh also has the following programmes: LEAD, EC-LEDS, CAI-Asia and CTI PFAN. From the bar chart below, it can be seen that development of enabling policies and capacity building are focus areas for donor-funded projects. CDKN projects in Bangladesh tend to focus on adaptation rather than mitigation, so there are none in the chart.

Project title	Date	Funding	Description
Bangladesh - Reducing the GHG Impacts of Sustainable Intensification	2012 - 2015	CGIAR's Climate Change, Agriculture and Food Security (CAAFS), CIDA, DANIDA, EU, IFAD	Aims to inform decision makers about the impacts of alternative agricultural development pathways; identify institutional arrangements and incentives that enable smallholder farmers and common-pool resource users to reduce emissions and improve livelihoods; test and identify best practice.
IDCOL Solar Home Systems Project (World Bank Climate Projects)	2007 - 2016	World Bank - US\$1m	The objective is to support Bangladesh's efforts to raise levels of social development and economic growth by increasing access to electricity in remote rural areas and to reduce emissions by overcoming market barriers to renewables. IDCOL's Solar Energy Programme has the mission of fulfilling basic electricity requirements in the rural areas of Bangladesh and supplementing government's vision of 'Electricity for All' by the year 2020.
Mekong Brahmaputra Clean Development Fund L.P.	2010 - 2020	Asian Development Bank (US\$100 m fund)	The Mekong Brahmaputra Clean Development Fund L.P. is the first fund focused on development using Clean Technology in the Mekong River Region. The fund will make Investments that meet the "Triple Bottom Line" principles of "People, Planet and Profit". These are sustainability values which ensure that each Investment has a positive impact on the environment and contributes to sustainable development.
NAMA Concepts	2010 - 2013	IISD	Screening exercise to identify NAMA concepts for Bangladesh. In total, 18 NAMA concepts were identified. The next step would be to conduct a more detailed analysis to first prioritise the NAMA concepts and then develop detailed proposals highlighting emissions, cost and sustainable development outcomes for priority NAMAs. This forms part of IISD's continued effort to promote low-carbon, climate-resilient development globally.
Renewable Energy and Energy Efficiency Programme	2013 - 2016	BMZ	The programme uses a multilevel approach and cooperates with a variety of partners including the Ministry of Power, Energy and Mineral Resources (in order to improve the institutional and legal framework) and universities (to promote the development and adaptation of technologies).



Note: each single project is counted in as many sectors as are relevant, hence the sum of projects in this chart is not representative of the total number of projects reviewed.

The Caribbean



2010 emissions: 146.5 MtCO₂e
 Global emissions ranking (2010): 49th
 NAMAs registered: 3

	Antigua and Barbuda	Bahamas, The	Barbados	Belize	Bermuda	Cayman Islands	Dominica	Dominican Republic	Grenada
Emissions level (MtCO ₂ e) - 2010	1.15	3.88	3.55	17.65	Unknown	Unknown	0.20	30.39	1.93
% of global emissions - 2010	0.002%	0.008%	0.008%	0.038%	Unknown	Unknown	0.000%	0.065%	0.004%
Quantitative national reduction targets	25% below 1990 levels by 2020	No	No	No	No	No	No	25% below 2010 levels by 2030	No
Ratification to Kyoto	Yes	Yes	Yes	Yes	No	No	Yes	Yes	Yes
No. of National Communications to the UNFCCC	1st (2001), 2nd (2011)	1st (2001)	1st (2001)	1st (2002), 2nd (2011)	N/A	N/A	1st (2001), 2nd (2012)	1st (2003), 2nd (2009)	1st (2000)
# Registered NAMAs	0	0	0	0	0	0	1	2	0

	Guyana	Haiti	Jamaica	St. Kitts and Nevis	St. Lucia	St. Vincent and the Grenadines	Suriname	Trinidad and Tobago	Turks and Caicos Islands	Caribbean region*
Emissions level (MtCO ₂ e) - 2010	3.87	7.90	13.15	0.38	1.12	0.16	6.82	54.35	Unknown	146.50
% of global emissions - 2010	0.008%	0.017%	0.028%	0.001%	0.002%	0.000%	0.015%	0.117%	Unknown	0.31%
Quantitative national reduction targets	No	No	No	No	No	No	No	No	No	
Ratification to Kyoto	Yes	Yes	Yes	Yes	Yes	Yes	Yes	Yes	No	
No. of National Communications to the UNFCCC	1st (2002), 2nd (2012)	1st (2002), 2nd (2013)	1st (2000), 2nd (2011)	1st (2001)	1st (2001), 2nd (2012)	1st (2000)	1st (2006)	1st (2001), 2nd (2013)	N/A	
# Registered NAMAs	0	0	0	0	0	0	0	0	0	

*excluding Bermuda, Cayman Islands, Turks and Caicos Islands

Overview

The Caribbean Region comprises predominantly small island states. Member states include Antigua and Barbuda, The Bahamas, Barbados, Belize, Dominica, Grenada, Guyana, Haiti, Jamaica, Montserrat, Saint Lucia, St. Kitts and Nevis, St Vincent and the Grenadines, Suriname and Trinidad and Tobago. Associated members include: Anguilla, Bermuda, British Virgin Islands, Cayman Islands and Turks and Caicos Islands.

2014 is the United Nation's International Year of SIDS, and initiatives in this area will be key for the Caribbean, as the region is highly vulnerable to the impacts of climate change (e.g. sea level rise) and extreme climate events (e.g. hurricanes) – both of which are predicted to increase in frequency and severity in the future under a warming climate.

As highly vulnerable countries, some Caribbean SIDS have become strong advocates for action on climate change. Antigua and Barbuda was the joint first country (with Fiji) to ratify the Kyoto Protocol, while Trinidad and Tobago sponsored the AOSIS protocol that led to the Berlin Mandate (strengthening of developed countries commitments, at COP1, 1995).

The Caribbean Community Climate Change Centre (CCCCC) coordinates the region's climate change response. To date, the Caribbean has followed a predominantly adaptation and resilience based approach. However, like SIDS in general, Caribbean island states are often dependent on imported fossil fuel as the primary energy source - this is particularly the case for countries with large-scale tourism and construction of hotels, for example the Dominican Republic, Jamaica and Trinidad and Tobago. Most Caribbean states have the potential to produce biofuels from sugarcane and energy from wind power. Energy efficiency has been identified as an area with great mitigation potential – the Caribbean uses an average of over 200% more energy per unit GDP compared to best practice. The sectors of lighting, cooling, manufacturing and transport have been identified as quick wins in terms of efficiency. Hydropower is used widely in Dominica, while solar water heating is notable in Antigua and Barbuda, and Barbados.

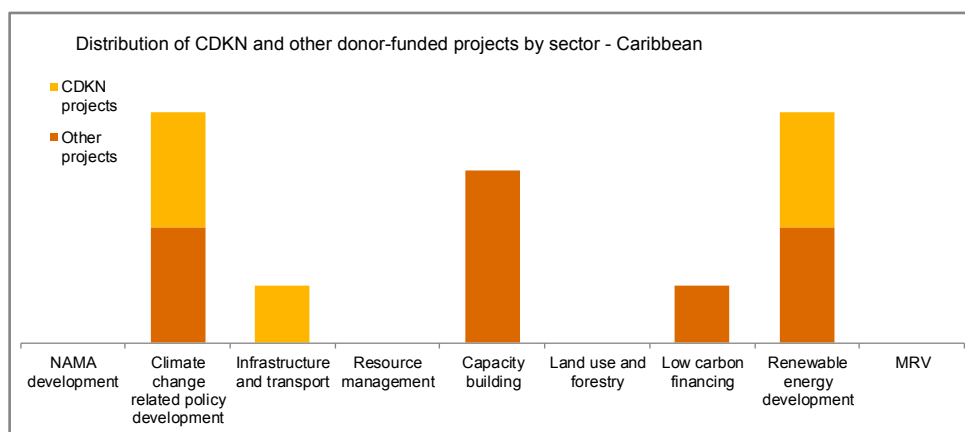
NAMAs

The Dominican Republic has 2 registered NAMAs, one in waste management in the tourism sector and one in the cement sector (expected annual emissions savings of 0.85 MtCO₂e and 0.8 MtCO₂e respectively). Dominica has 1 registered NAMA, which is a low carbon climate resilient development strategy. As part of this, a geothermal plant is planned by 2020, with emissions reductions of approximately 150,000 MtCO₂e per year.

Mitigation projects

The table below outlines the key donor-funded projects (outside of CDKN projects), which contribute towards national mitigation efforts across the Caribbean. Projects focus on capacity building, low carbon development and renewables (because fuel comprises the main emissions source for island states).

Project	Date	Funding	Description
Caribbean Carbon Neutral Tourism Programme	2009 - 2011	IDB (\$1,088,550.00)	Objectives are to devise ways of attracting new resources of financing for: (1) the scaling-up of low carbon investment in tourism sector (2) reducing the sector's vulnerability to climate change.
Caribbean Renewable Energy Development Project	2004	UNDP/GEF (US\$4.426 million); Co-Financing by: GIZ (US\$2.20 million), UNDP Trac (US\$80,000)	Regional project to remove barriers to the use of renewable energy and thereby foster its development and commercialisation. Barriers include: - Policy & lack of legislative and regulatory reform, - Financing i.e. technical assistance for project preparation, and lack of dedicated equity and debt financing for projects - Capacity (i.e. training). Primarily this is via early-stage, high risk financing for qualified projects. Project developers apply for funding and are assessed according to eligibility criteria
Cleaner Production and Eco-Efficiency for Small Medium and Micro Enterprises and the Tourism Sector.	2010	USAID	- Building capacity in the Caribbean to adopt eco-efficiency and cleaner production technologies, processes and practices; - Sensitising stakeholders about cleaner production and eco-efficiency; - Conducting a baseline study on cleaner production in the Caribbean for the further development of a cleaner production programme. A cleaner production and sustainable consumption information centre for the Caribbean was also established, in conjunction with UNEP, in 2008
Climate Change and the Caribbean: A regional framework for achieving development resilient to climate change	2009 - 2015	CARICOM	Regional strategy to lay the ground for a "regional society and economy that is resilient to a changing climate" by way of a roadmap for action, building on the groundwork laid by CCCCC. Framework document published, comprised of 4 key strategies and associated goals designed to significantly increase the resilience of the CARICOM economies, one of which is mitigation focussed: 'Promote actions to reduce greenhouse gas emissions through fossil fuel reduction and conservation, and switching to renewable and cleaner energy sources.' Goals are: 1. To promote the use of RE resources in CARICOM countries 2. Support the assessment of wind energy 3. Support the development of innovative financing for solar water heaters 4. Assess the feasibility of converting waste to energy 5. Assess economics and environmental impact of shore-based ocean thermal energy conversion Another strategy deals with sustainable forest management and researches carbon sequestration and forest carbon MRV
Energy for Sustainable Development in the Caribbean (ESD-Caraibes)	2010	GEF Trust Fund	Antigua and Barbuda, Belize, Grenada, Saint Lucia, and Trinidad and Tobago: Transfer and implement energy efficiency policies and instruments to the Caribbean countries to enable cost effective greenhouse gas emission reductions of 20 to 50% in the coming decades. As the demand side is decreased through energy efficiency, renewable energy resources and energy storage will be pursued to reach energy independence. The baselines and quantification of potentials during Project Preparation will help establish the target dates more firmly as well as provide tools and a roadmap for their achievement. There is an emissions reduction target of 20-50% "in coming decades".
Energy roadmaps for the Caribbean (Dominican Republic, Haiti, Jamaica)	2011 - 2013	BMU	Run by the World Watch Institute, with the aim: Develop and communicate low-carbon strategies in climate vulnerable countries (Dominican Republic, Haiti, and Jamaica) via renewable resource and energy efficiency assessments, research, evaluation of technological and economic issues, and policy analysis. Outputs are policy roadmaps with specific implementation steps for decision makers.



Note: each single project is counted in as many sectors as are relevant, hence the sum of projects in this chart is not representative of the total number of projects reviewed.

Colombia		
2010 emissions:	215 MtCO ₂ e	
Global emissions ranking (2010):	40 th	
Emissions reductions target:	None	
NAMAs registered:	5	

Overview

Colombia is climate vulnerable, and both high-levels of socio-economic inequality and conflict across the country have exacerbated its vulnerability.

Climate change action has widespread political and public support. In 2011, the Climate Change Mitigation Group (CCMG), the main national body for climate actions, moved from the Ministry of the Environment to the National Planning Department. This shows a commitment to mainstreaming climate to stand alongside social and economic issues. Clean development projects have been actively promoted and the Colombian Low Carbon Development Strategy is due for completion in 2014.

An effort to promote transparency and investor confidence has secured Colombia's reputation as a high-quality investment opportunity, and the country attracts significant donor funds.

NAMAs

Colombia has 5 NAMAs in development: 4 in the areas of transport and infrastructure, including electric vehicles, and one recycling programme.

Legislation

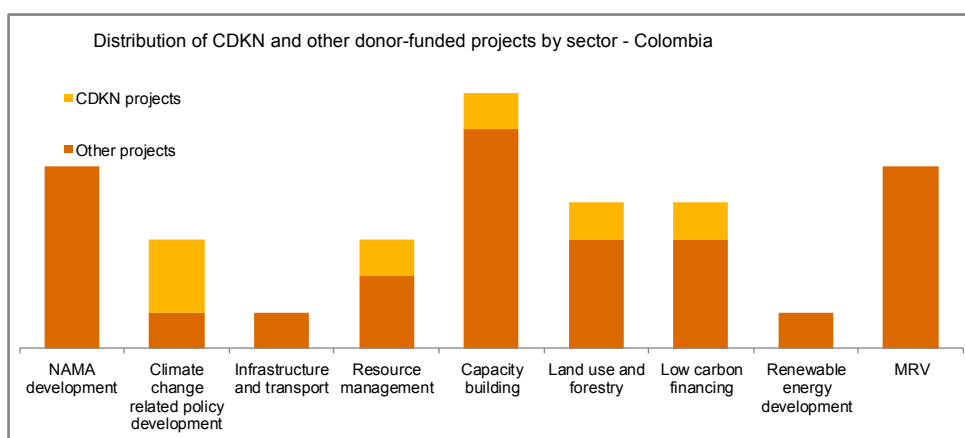
The table below sets out key legislation and government policies underpinning national mitigation efforts:

Name	No.	Date of entry	Targets	Remit
Resolution of the Ministry of Mining and Energy for the reduction of emissions in the mining and energy sectors	Resolution 9-0325	2014	None specified	Emissions reduction implementation plans to be established in the electricity/energy, mining and hydrocarbon sectors. These are to be presented within 8 months, along with action plans.
Inter-Institutional Strategy to Articulate Climate Change Policies and Actions in Colombia (Low Carbon Development Strategy)	CONPES 3700	2012	None specified	Policy which promotes efficient low carbon growth, identification of a GHG emissions baseline and the design and implementation of plans for the sectors: energy, mining, waste, transport, industry and construction. NAMAs are to be based on this. Adaptation and development co-benefits are being sought.
National Development Plan 2010-2014	#1450 of 2011	2011	None specified	Chapter VI addresses sustainability and risk prevention. Foresees implementation of National Climate Change Policy and further measures including institutional arrangements, data, strategy design, and adaptation.
Resolution of Ministry of Mines and Energy Adopting the Indicative Action Plan 2010-2015 to develop the Programme for a Rational and Efficient use of Energy and of other Non-Conventional Energy Sources	Resolution 18-0919	2010	Differentiated sectoral energy saving targets for 2015: Housing (9.21%) Industry (3.68%), Commercial/public (2.66%) Transport (1.29%). Non-conventional RE national grid-connected areas: 3.5% in 2015 and 6.5% in 2020. Non-connected areas: 20% for 2015 and 30% for 2020. Subject to annual revisions and adjustments.	Energy efficiency sectoral sub-programmes for residential sector and provisions for expansion of non-conventional RE (renewable energy). Note there are further associated laws and decrees
National Energy Plan 2006-2025		2006	None specified	Policy which establishes long-term strategies and recommendations to inform decision makers on energy supply policies, taking into account global productivity and competitiveness conditions. Including current energy needs and scenario analysis.
Law by which national and territorial tax and penal norms are adopted	#788 of 2002	2002	None specified	Comprehensive tax reform, including provisions in support of RE, tax exemptions subject to compliance with C market trading in accordance with Kyoto Protocol, and re-investment in local social projects


Mitigation projects

The table below outlines the key donor-funded projects (outside of CDKN projects), which contribute towards national mitigation efforts. Colombia also has FCPF, EC-LEDS, RECP, MAIN, CTIPFAN, LECBP, PMR and Climate Finance Readiness programmes. A focus on NAMA development and MRV, as well as capacity building, can be seen in donor-funded projects as shown by the bar chart below.

Project title	Date	Funding	Description
BioCarbon Fund Projects: - San Nicolás Agroforestry - Caribbean Savannah - Magdalena Bajo Seco - Rio Amoya - Apirachi		World Bank	Carbon finance for projects that sequester GHGs in forests, agro- and other ecosystems. Focuses on carbon sinks - delivers carbon finance to countries that otherwise have few opportunities to participate in the CDM. Tests and demonstrates how LULUCF activities can generate high-quality, long term mitigation with environmental and livelihood benefits that can be measured, monitored and certified. Emission reductions: 2.4 MtCO ₂ e
Climate Change Mitigation and Agriculture in LAC	2011 - 2015	Regional Fund for Agricultural Technology (Fontragro)	Improving sectoral GHG inventories and reducing emissions in the agricultural sector (in particular beef cattle production).
EC/UNDP Climate Change Capacity Building Program	2008	EU, UNDP	<ul style="list-style-type: none"> - Develop GHG inventory management systems - Identify opportunities for NAMAs - Design LEDS in the context of national priorities - Systems for MRV and means to reduce emissions - Facilitate the design and adoption of mitigation actions by selected industries in some countries
GEF-Colombia-Geothermal Energy Grant	2011	GEF, IDB - US\$27m	Promotes investment in non-conventional RE sources and lays the groundwork for its first geothermal project with a \$2.7 m grant from the GEF, administered by the IDB.
Mainstreaming Sustainable Cattle Ranching	2010 - 2015	World Bank- US\$ 41.99m	Promotes the adoption of environment-friendly Silvopastoral Production Systems for cattle ranching, to improve natural resource management, enhance provision of environmental services (biodiversity, land, carbon, water), and raise productivity.
Measurement and Performance Tracking (MAPT)	2011 - 2015	WRI	Builds national capacities in developing countries to measure GHG emissions and track performance toward low-carbon development goals.
Mitigation Action Plans and Scenarios (MAPS)	2012 - 2014	The Children's Investment Fund Foundation, SSN, University of Cape Town-Energy Research Centre, Danish Government	The strategy aims to: 1) Identify and assess different actions that would reduce GHG emissions while supporting sectoral growth 2) Develop Mitigation Action Plans for each productive sector 3) Create and promote tools for their implementation.
Piloting Nested REDD+ Accounting at National, Provincial and Project Scales for Results Based Payments in Columbia	2013 - 2016	BMU	Will help Colombia develop a national REDD+ register and support a REDD+ policy and legal framework. This will support accurate MRV for GHG reductions and facilitate results-based funding, and increase community and private sector participation.
Set up of Verified Emissions Reductions (VER)	2011- 2015	IDP, GEF, Bogota Chamber of Commerce, Natura Foundation, Colombian Mercantile Exchange	3 strands: <ul style="list-style-type: none"> - Emissions Trading System - Validating and registering stock of VERs generated by agriculture, forestry and REDD - Voluntary mitigation and offsetting by public and private sectors. Expected emissions reduction 0.5 MtCO ₂ e over 4 years.
TRANSfer - Towards climate-friendly transport technologies and measures	2010 - 2013	GIZ	Provides practical support to developing countries on participating in technology transfer and developing NAMAs in the transport sector.



Note: each single project is counted in as many sectors as are relevant, hence the sum of projects in this chart is not representative of the total number of projects reviewed.

El Salvador			
2010 emissions:	13.71 MtCO ₂ e		
Global emissions ranking (2010):	135 th		
Emissions reductions target 2030:	None		
NAMAs registered:	1		

Overview

El Salvador is highly vulnerable to the impacts of climate change; this, coupled with the fact that it has low emissions, has led to adaptation being the country's priority. El Salvador has suffered from extreme weather events, in particular heavy rainfall events, which led to economic losses of around 6% of GDP between 2009-2011.

The Ministry of Environment and Natural Resources (MARN, Spanish acronym) created by legislation in 1998, is the environmental authority in the country. It oversees El Salvador's commitments to the UNFCCC and other climate change related actions. A new political leadership in 2009 increased the profile of the environment in national decision making; including the formulation of a policy framework that includes the National Environment Policy (2012), National Climate Change Strategy and Action Plan, National Ecosystem Restoration Programme and REDD+.

Despite a focus on adaptation, the Government does also aim to be a mitigation based adaptation (MBA) leader in Central America. The MBA approach seeks to link adaptation with low emissions development, and is being promoted in other Central American countries by the Salvadoran Government.

The Government has identified barriers to mitigation efforts, including financial resources, technology and technical expertise, and has called for external support is called for in all three areas. Incorporating climate change into national laws, the national development strategy and other policy instruments is considered one of the greatest challenges. Energy, agriculture, LULUCF and solid waste have been identified as potential areas for mitigation.

NAMAs

El Salvador has one NAMA in development, focusing on mitigation in the energy sector and is currently being taken forward by the Government.

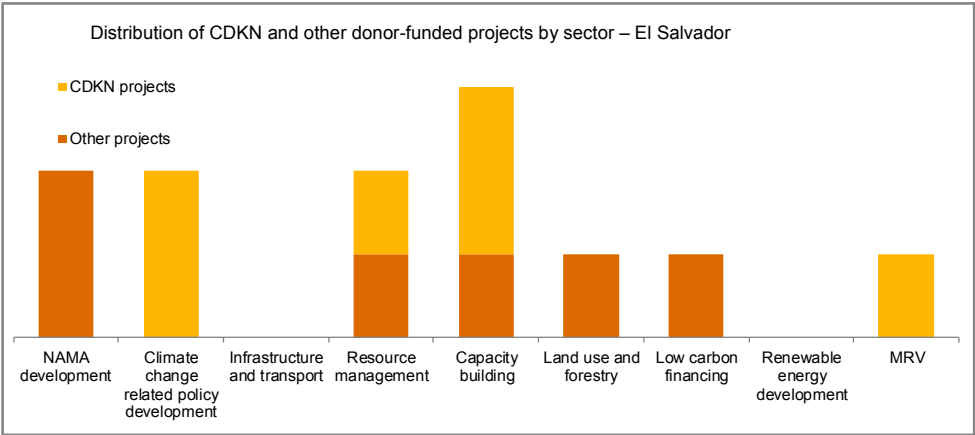
Legislation

The table below sets out key legislation underpinning national mitigation efforts:



Law	Date of entry	Targets	Remit
National Climate Change Strategy	2013	None specified	3 core areas of action: <ul style="list-style-type: none"> - Tackle losses due to climate change - Adaptation measures - The development of a mitigation programme in line with national social and economic development aims
National Environmental Law. Chapter on Climate Change, Adaptation and Mitigation	2013	None (because National Climate Change Strategy was being formulated)	Loss and Damage, Adaptation and Mitigation with co-benefits.
National Environmental Policy	2012	<ul style="list-style-type: none"> - Restoration and conservation of ecosystems - Improving environmental quality - Mainstreaming of the environmental dimension into land management - Environmental responsibility - Adaptation and risk reduction 	General objective to reduce the process of environmental degradation and the vulnerability to climate change
Fiscal incentives for increased use of RE in electricity generation	2007	None specified	Foster investments on RE - tax exemptions to be claimed according to volume of energy produced via hydro, geothermal, wind, solar or biomass. Tax exemptions also on emissions trading schemes. Compliance with CDM rules is necessary to receive these exemptions.
Civil Protection, Disasters Prevention and Mitigation Law	2005	None specified	Initiatives on prevention and mitigation of natural disasters, creation of Civil Protection, Disasters Prevention and Mitigation National System
Forest Act	2002	None specified	Regulating management and sustainable use of forest resources and the development of forestry activities. Engagement of private sector in reforestation programmes.

Mitigation projects

El Salvador has RECP, FCPF and Climate Finance Readiness programmes. It can be seen from this and the sector disaggregated chart beneath that there is a focus on policies that create an enabling environment, with NAMAs, policy development and capacity building all areas with donor-funded projects.



Note: each single project is counted in as many sectors as are relevant, hence the sum of projects in this chart is not representative of the total number of projects reviewed.

Ethiopia			
2010 emissions:	131.99 MtCO ₂ e		
Global emissions ranking (2010):	51 st		
Emissions reductions target 2030:	Limit emissions to 150 MtCO ₂ e		
NAMAs submitted:	6		

Overview

Ethiopia has the second largest population in Africa, with a high growth rate and a heavily agriculture-dependent economy.

Ethiopia's Growth and Transformation Plan (GTP) is the first of three 5-year overarching national growth and development plans aiming to achieve a climate resilient middle income status. Climate change and the environment form a cross-cutting element to the GTP, making Ethiopia one of few countries to have formally merged the aims of developing a green economy and greater resilience to climate change under a single policy framework, in support of its national development objectives. The Environmental Protection Authority also set out the Climate Resilient Green Economy (CRGE) Vision, launched at COP 17 (Durban, 2011), which clarified institutional roles and responsibilities on climate change and flagged national threats and opportunities from a changing climate.

The Green Economy component of the CRGE focuses on improving crop and livestock practices to improve food security, protecting and re-establishing forests, increasing renewable energy generation and moving to energy efficient technologies in transport, industrial sectors and buildings. Institutional arrangements being put in place by the Government of Ethiopia represent a balance between political leadership, planning and implementation capacity. The CRGE is co-ordinated and overseen by the CRGE Inter-Ministerial Steering Committee (an initiative under the Prime Minister's Office), the Ministry of Environment and Forest (formerly the Environmental Protection Authority) and the Ministry of Finance and Economic Development. CRGE units have been established in key implementing line ministries and regions to translate the CRGE strategy into sectoral programmes and investment plans.

Unlike many developing countries, the government is currently working to move beyond the CRGE policy document to make sure that the vision it sets out becomes a reality by developing legal instruments and mechanisms. Alongside investments in planning processes and instruments, the government is fast-tracking the designing and implementation of projects and initiatives that support CRGE objectives. Ethiopia upgraded the Environment Protection Authority (EPA) to the Ministry of Environment and Forest (MEF) in July 2013.

NAMAs

The government has submitted a list of 7 potential NAMA projects to the UNFCCC in 2010, which are strongly linked to the GTP. These are in the areas of: renewable electricity generation (for the grid), bio-fuel development, off-grid and decentralised renewables, transport, forestry, agriculture and waste management. The energy NAMA has received partnership funding from the Norwegian Government.

Legislation

The table below sets out key legislation and government policies underpinning national mitigation efforts:

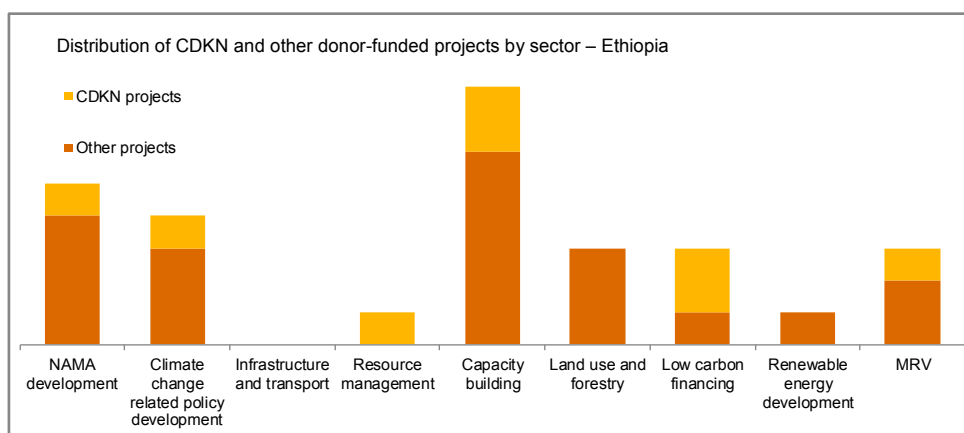
Law	Date of entry	Remit
Climate-Resilient Green Economy (CRGE) Initiative	2011	National plan headed by the office of the Prime Minister, targeting joint efforts of mitigation and adaptation and setting a target of keeping emissions at their 2010 level by 2030. The vision to achieve middle-income status by 2025 in a climate-resilient green economy, focusing on four pillars: agriculture, reducing emissions from deforestation, power, and transport. The initiative will establish a national financial mechanism called the CRGE Facility, which will mobilise funds to support the strategy. Targets: - Limiting 2030 emissions to 150 Mt CO ₂ e (2010 level), approx. 250 Mt CO ₂ e less than BAU scenario. - Realising 25,000 MW of Ethiopia's renewables generation potential by 2030: hydro 22,000 MW, geothermal 1,000 MW and wind 2,000 MW
Ethiopian Programme of Adaptation to Climate Change (EPACC)	2010	EPACC calls for mainstreaming climate change into decision making on a national level and emphasises planning and implementation monitoring. It identifies 20 climate change risks, in: health, agriculture productivity, land degradation, water shortage, biodiversity, waste, displacement, and distributive justice.
The Growth and Transformation Plan (GTP)	2010	The GTP is the government's development plan for 2010 - 2015. It focuses on building institutional capacity nationally and in the regions, enhancing energy development and management capabilities and awareness. Quantitative targets: 1. Generation of additional 8,000 MW renewable energy 2. Increasing electricity customer base from 41% to 75% 3. Increasing bio-ethanol production to 194.9 m litres and bio-diesel usage to 1.6 bn litres 4. Increasing ethanol blending facilities to 8, and biodiesel to 72
National Disaster Prevention and Preparedness Fund Establishment Proclamation	2000	This proclamation establishes a disaster management fund, to maintain a readily available cash reserve to combat disasters and to assist the implementation of Employment Generation Schemes (EGS) that would support the achievement of National Food Security.

Law	Date of entry	Remit
Environment Policy of Ethiopia	1997	The Policy provides a foundation for several sectoral policies targeted at promoting sustainable social and economic development through sound management of resources and the environment.
The Electricity Proclamation (No. 86-1997)	1997	This proclamation establishes the Ethiopian Electricity Agency (EEA) as an autonomous federal government organ with a mandate to regulate the operation of the energy sector on technical and economic issues.
Disaster Prevention and Preparedness Commission Establishment Proclamation	1995, amended 2004, 2008	The proclamation establishes a federal commission to oversee the management of national human-made and natural disasters.
Ethiopia Energy Policy	1994	The Policy aims to increase availability of reliable and affordable energy supplies and ensure their use in a rational and sustainable manner in order to support national development goals. This includes developing and utilising hydro-electric power, natural gas and oil explorations, and providing alternative energy sources for the household, industry, agriculture, transport and other sectors.



Mitigation projects

The table below outlines the key donor-funded projects (outside of CDKN projects), which contribute towards national mitigation efforts. Ethiopia also has CTI PFAN, RECP and FCPF projects. The bar chart below shows that projects tend to focus on capacity building, enabling policies and NAMAs rather than specific sectors.

Project title	Date	Funding	Description
Building MRV Standards and Capacity in Key Countries	2011 - 2014	WRI	The project is developing measures to record GHG emissions and reductions, making preparations for the introduction of a reliable MRV system in the target countries, and building the global competence needed to use it.
Facilitating Implementation and Readiness for Mitigation (FIRM)	2011 - 2013	UNEP, GEF, Government of Denmark - US\$6m (overall)	Capacity building needs have been identified to be: <ul style="list-style-type: none"> - Issues associated with MRV - Capacity development for baselines definition for NAMAs - Institutional and legal aspects - The need to provide instruments and incentives for the removal of barriers. The project will provide technical advice and institutional capacity-building services to national agencies with the aim of helping design and implement specific national mitigation activities within a NAMA framework.
Humbo Assisted Natural Regeneration	2010	World Bank	Restoring 2,700 hectares of a biodiverse native forest, while supporting local income and employment generation. The project is providing environmental services, including sequestration of GHGs and the promotion of native vegetation. Total emissions reduction: 0.4 MtCO ₂ e
Measurement and Performance Tracking (MAPT) Initiative	2011 - 2015	WRI	Works to build national capacities in developing countries and major emerging economies to measure GHG emissions and track performance toward low-carbon development goals. Mapping of Ethiopia's institutional capacity: assessment of key actors and MRV needs of Ethiopia's climate resilient green economy.
National Growth Plan for Ethiopia	2011 - 2012	GGGI	Phase 2 aims to assist the Government of Ethiopia to deliver a comprehensive and detailed implementation plan for a Climate Resilient Green Economy. GGGI's project will cover the 6 sectors of energy, REDD, agriculture, building/green city, transport and industry. In comparison with Phase 1, there is more emphasis on knowledge transfer and capacity building of local stakeholders.
Partnership agreement for financial support of Ethiopia's NAMA in the electricity sector	2012- 2016	NORAD	Partnership agreement between Norwegian and Ethiopian Governments to financially support implementation and readiness of Ethiopia's NAMA: "Electricity Generation from Renewable Energy for Off-grid Use and Direct Use of Renewable Energy"
Programme for Scaling Up Renewable Energy in Low Income Countries (SREP)	2009	World Bank- US\$31m	Stimulates economic growth through the scaled-up development of renewable energy solutions and acts as a catalyst for the transformation of the renewables market by obtaining government support for market creation, private sector implementation, and productive energy use.
Reducing the GHG Impacts of Sustainable Intensification	2012 - 2015	CGIAR's Climate Change, Agriculture and Food Security (CCAFS), CIDA, DANIDA, EU, IFAD	Focus on mitigation benefit of poor farmers and understand trade offs. Capacity building activities include strengthening implementation of climate change policies, preparation of GHG inventories, and enhancing capacity for implementing LEDS.



Note: each single project is counted in as many sectors as are relevant, hence the sum of projects in this chart is not representative of the total number of projects reviewed.

India			
2010 emissions:	2304.39 MtCO ₂ e		
Global emissions ranking (2010):	4 th		
Emissions reductions target 2030:	20-25% reduction on 2005		
NAMAs in development:	6		
Registered NAMAs:	1		

Overview

As of 2009, India was the world's third largest emitter, and, through 2020, annual GDP growth is expected to be between 8 and 9 percent. By 2020, India is expected to contribute about 6% to global emissions. With one third of the India's population living on less than \$1/day, the government's primary focus for the coming years is socio-economic development and poverty eradication.

While India has enacted climate-related policies to encourage sustainable development, climate change is seen as a problem caused by historic emissions from developed countries, so there is political reluctance to establish a national economy-wide reduction target. The country's emphasis is currently on renewable energy, particularly solar, and energy efficiency. This is evident in India's 12th Five Year Plan (2012 - 2017) which includes "low carbon strategies for inclusive growth" and which looks at four broad areas: increasing efficiency of thermal energy; changing the supply mix of electricity to promote renewable, nuclear and hydro; suggesting alternative energy options in industries like steel and cement and the transport sector.

India recognises the importance of stabilising emissions levels and actions taken to date include:

1. Domestic climate policies, expected to decrease emissions by 0.6 GtCO₂e by 2020. These policies include a focus on renewable energy, nuclear energy, energy efficiency measures and afforestation.
2. A nationwide carbon tax on coal produced in and imported to India
3. A pilot emissions trading system implemented in three states, covering particulates such as SO₂, NO_x, and suspended particulate matter. CO₂ will not be covered.
4. India has also committed itself to ensuring that per capita carbon emissions do not exceed the average of the per capita emissions of developed industrial countries

It should be noted that climate change mitigation actions are tightly controlled by the central government and individual state efforts on mitigation are limited. However, each state has been unofficially directed to develop an adaptation plan and some states have included mitigation actions within those plans.

NAMAs

India has one NAMA registered, which was its commitment to the Copenhagen Accord with a target of an emissions reduction of 20-25% on 2005 levels by 2020, exclusive of emissions from the agriculture sector.

Six NAMAs are in development, including in the transport and renewables sectors.

Legislation

The table below sets out key legislation and government policies underpinning national mitigation efforts:

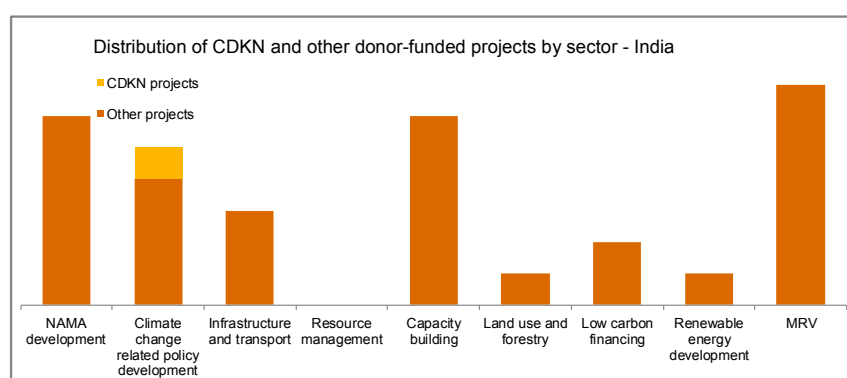
Name	Date of entry	Remit
National Electricity Plan (Generation)	2012	In fulfilment of Central Electricity Authority's obligation under the Electricity Act 2003, primary aim of ensuring reliable access to electricity. Chapter on initiatives and measures for GHG mitigation, which aims to keep CO ₂ intensity declining.
National Solar Mission	2010	Consequence of NAPCC (see below). Large-scale solar energy programme to be run from 2010 to 2022. This project promotes electricity generation from both small- and large-scale solar plants. Long term aim is to make solar energy competitive with fossil fuel-based energy.
National Action Plan on Climate Change (NAPCC)	2008	The Plan outlines eight "national missions" running until 2017. This includes: <ol style="list-style-type: none"> 1) Energy Supply - target of increasing production of PV electricity to 1,000 MW/year and to deploying at least 1,000MW of solar thermal power generation. Long-term aim is to make solar energy competitive with fossil-based energy. 2) Energy demand - initiatives for energy reduction, including the energy-saving certificates and incentives for companies 3) National Mission on Sustainable Habitat - promotion of energy efficiency as key component of urban planning 4) REDD+ - afforestation target of 6m ha of degraded forest and expanding national forest cover from 23% to 33% 5) National Mission on Strategic Knowledge of Climate Change - calls for establishment of Climate Science Research Fund 6) National Water Mission - goal to improve efficiency in water use by 20% through pricing and other measures 7) National Mission for Sustaining the Himalayan Ecosystem - targets biodiversity, forest cover, ecological conservation 8) National Mission for Sustainable Agriculture - aims to support adaptation to climate change in agriculture.
Solar Power Generation Based Incentive	2008	Provision of a subsidy for solar power plants to help develop renewable energy infrastructure.
Energy Conservation Building Code	2007	Established due to creation of the Bureau of Energy Efficiency (BEE), established in 2002. ECBC sets minimum requirements for building envelope components, lighting, HVAC, electrical systems, water heating and pumping systems.
Ethanol Production Incentives	2007	Targets proposed of 20% blending of biofuels, by 2017 both for bio-diesel and bio-ethanol.

Name	Date of entry	Remit
Integrated Energy Policy	2006	Policy addressing all aspects of energy: energy security, access and availability, affordability and pricing, efficiency, environmental impacts.
Tariff Policy	2006	This Policy is in continuation of the National Electricity Policy of 2005 and includes provisions for renewable energy and cogeneration. Target is for solar power to comprise 0.25% of power purchases by states by 2013 and 3% by 2022.
National Electricity Policy	2005	Policy established as required by Electricity Act of 2003. Includes calling for promotion of non-conventional energy sources.
National Auto Fuel Policy	2003	Mandates that all new four-wheeled vehicles in eleven cities meet Bharat Stage III emission norms and comply with Euro IV standards by 2010.
Electricity Act 2003	2003	Seeks to better coordinate development of power sector, providing comprehensive framework for power development (amended 2007).
Energy Conservation Act	2001	Requires large energy consumers to adhere to energy consumption norms; new buildings to follow the Energy Conservation Building Code; and appliances to meet energy performance standards and to display energy consumption labels. It also stipulates for fifteen energy-intensive sectors to implement energy efficiency measures.



Mitigation projects

The table below outlines the key donor-funded projects (outside of CDKN), which contribute towards national mitigation efforts. India also has EC-LEDS, RECP, CAI-Asia, LEAD and PMR projects. There is a strong focus on monitoring, reporting and verification among donor projects, which is fundamental for assessing contribution of activities to mitigation reduction efforts, for comparability and for aggregation.

Project title	Date	Funding	Description
Capital Markets Climate Initiative (CMCI)	2010	DECC	Establishes public-private dialogue and action to help mobilise and scale up private finance flows for low carbon technologies, solutions and infrastructure.
Development and Management of NAMAs in India	2013 - 2017	GIZ 3.000.000€	Supporting the Indian Ministry of Environment & Forests with the coordination and implementation of the response to climate change in the context of 2 NAMAs and the respective MRV, intending wide scale impacts and international co-financing. The NAMAs shall be developed in accordance with the existing national action plans and the initiatives: National Action Plan on Climate Change and State Action Plans on Climate Change.
Enhancing low-carbon development by greening the economy	2011 - 2014	GIZ	Includes elaboration of concept papers, establishing and testing of indicators and benchmarking methods (supporting MRV) as a part of demand-oriented advisory services in selected partner countries.
GGGI Green Growth Planning and Implementation - Karnataka	2012 - 2015	GGGI	Developing a comprehensive green growth strategy for the Indian state of Karnataka, the first major initiative in India to examine and prioritise green growth developmental options, including climate resilience and social inclusion strategies. GGGI will conduct comprehensive analysis in the following core areas: 1) green economy strategy 2) climate resilience strategy 3) financing strategy 4) synthesis to define an optimal green growth pathway.
India GHG Programme	2013 - 2016	BMU	This project, in conjunction with Pirojsha Godrej Foundation and Shakti Sustainable Energy Foundation, has established a 'centre for excellence' on GHG accounting in India – the India GHG Programme - a voluntary initiative to standardise measurement and management of GHG emissions in India. Programme aims to help companies in India monitor their progress towards voluntary reduction goals in a consistent and credible manner.
Indo-German Energy Programme	2003 - 2013	GIZ	Aims to "achieve greater energy efficiency in the generation and use of electricity, oil, gas, coal, and RE in all sectors of society, contributing to sustainable energy management and climate protection".
Low Carbon High Growth Programmes	2009 - 2012	FCO	NAMAs under this programme included are: 1. Low carbon public transport mobility solutions for rapidly growing Indian cities 2. Policy guidelines & tools for public sector energy efficient procurement 3. Accelerating clean energy markets and facilitating clean energy enterprises 4. The Aviation Climate Leadership Initiative.
NAMA Programme for the Construction Sector in Asia	2007- 2017	UNEP	This project will support countries to develop NAMAs for the building sector. The NAMAs will be developed and apply common MRV methodologies for buildings in line with UNEP, delivering significant GHG emission reductions while enabling access to international climate financing.
Sustainable Urban Transport Project	2009- 2015	World Bank- US\$ 328.33 m	Improve the usage of environment-friendly transport modes through demonstration projects in selected cities.
TERI Projects		TERI	Projects include environment-friendly solutions to rural energy problems, oil and gas sector development; forest conservation among local communities; urban transport and air pollution and energy efficiency.
The Future of Low Carbon Transport in India	2011 - 2013	BMU 2,49 million €	Combines transport and development whilst addressing the overarching issues of climate change, by catalysing the development of a low carbon transport action plan at the national level and low carbon mobility plans for up to 4 cities.



Note: each single project is counted in as many sectors as are relevant, hence the sum of projects in this chart is not representative of the total number of projects reviewed.

Indonesia			
2010 emissions:	1170.2 MtCO ₂ e		
Global emissions ranking (2010):	7 th		
Emissions reductions target 2030:	26%-41% decrease on business as usual		
NAMAs in development:	7		
Registered NAMAs:	4		

Overview

Indonesia has the 4th largest population and in 2014 was the 3rd largest global emitter - predominantly due to LULUCF. Indonesia is among the most vulnerable countries to climate change impacts and is the second biggest contributor to global GHG emissions from land use change or deforestation. With such a large population, it is also a candidate to become among the largest carbon emitters from energy consumption. Current economic priorities remain poverty alleviation and socio-economic development.

The government's actions on climate change to date include:

1. An emissions reduction target of 26%-41% by 2020
2. Mainstreaming climate change into development agendas, as seen in the publication in 2008 of the "National Development Planning: Indonesia Responses to Climate Change", guidelines to integrate climate change programmes into the national development process
3. The "Indonesian Climate Change Sectoral Road Map" (ICCSR), released in 2010; a document covering vulnerability assessments, capacity-building and response strategies.

Strong political will and comprehensive guidance are positive advances; it is critical for this to translate into real action on the ground, particularly at the local level.

NAMAs

Indonesia has 4 NAMAs registered in the areas of street lighting, renewables and transport, and 7 NAMAs in development in the areas of transport, bio-energy and renewables and cement.

Legislation

The table below sets out key legislation and policies underpinning national mitigation efforts. It can be seen that mitigation efforts span several sectors, including forestry, energy and cement, underpinned by legislation:

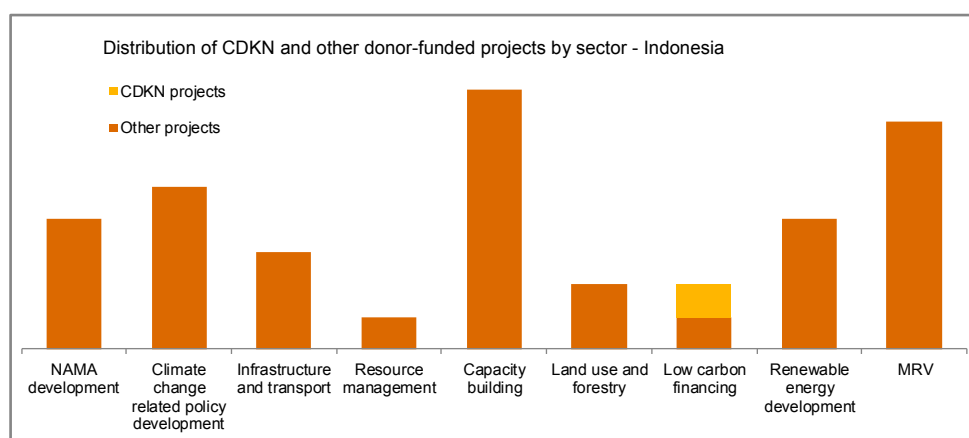
Name	No.	Date of entry	Reomit
Decree Regarding a Managing Agency for the Reduction of Emission (sic) from Deforestation and Degradation of Forest and Peatlands	62/2013	2013	Introduces a managing agency for REDD+ implementation, charged with developing a national REDD+ strategy, MRV processes and law enforcement.
Constitutional Court judicial review of parts of Act 41/99, submitted by Indigenous Peoples' Alliance of the Archipelago	35/PUU-X/20	2013	Review amends previous wording, such that customary forests are classified as "State forest areas" – this is a ground breaking advancement as it paves the way for indigenous rights and forest reallocation.
Ministerial Regulation: Accelerating Development of Energy Supplies	01/2012	2012	Ministry of Energy and Mineral Resources: revision of 15/2010, updating a list of electricity generation projects that use renewable energy, coal or gas and details of their transmission. These projects are subject to an acceleration strategy.
Ministry of Industry Decree on road map of CO ₂ emissions reductions in the cement industry	12/MIND/PER/1/2012	2012	States that cement industries should reduce GHG emissions voluntarily by 2% in 2011, and by an additional 3% of mandatory reductions in 2016-2020.
Presidential decree: National Action Plan to reduce GHG emissions (RAN-GRK)	61/2011	2011	National guideline for emission reduction covering 70 programmes, to be conducted by national and local governments, private sector and civil society. Is a reference document for activities directly and indirectly related to reducing GHG emissions. Allocates emission reduction targets into 5 key sectors: Forestry and Peat land; Agriculture; Energy and Transportation; Industry; and Waste Management. Emissions reduction targets 26%-41% to 2020.
Presidential Regulation: Implementation of a National GHG Inventory	71/2011	2011	Component of RAN-GRK reductions plan. Goal is to establish a GHG inventory administration guideline and an administration to coordinate that inventory.
Presidential Instruction: Forest Moratorium	20/2011	2011	Under Indonesia's agreement on a 2 year moratorium for primary natural forest logging with Norway, now extended to May 2015 by Presidential regulation 6/2013.
Geothermal Business Activity Law	70/2010	2010	Enables and provides permission to explore for geothermal energy.
On the implementation of REDD+ activities	P.30/Menhut-II/2009	2009	Sets out regulations for the implementation of REDD+ , including which land classes could be used to develop activities
Presidential Regulation: Energy Conservation	70/2009	2009	Calls for drafting and adoption of new National Energy Conservation Master Plan and details requirements for skilled resources, energy efficiency standards and labelling, implementation of government incentives etc.
Implementation of Demonstration Activities under REDD	P.68/Menhut-II/2008	2008	Ministry of Forestry. Sets out rules for REDD+ demonstration projects.
Presidential Regulation: National Council for Climate Change (NCCC)		2008	Establishes the NCCC to coordinate climate change policy-making and strengthen Indonesia's position in international forums. Council is composed of 17 Ministers and

Name	No.	Date of entry	Remit
			chaired by the President.
Presidential Instruction: Regulation on Energy and Water Efficiency	2/2008x	2008	Sets out instructions to Ministers, Governors and Mayors to implement energy and water efficiency in government offices.
Ministry of Energy and Mineral Resources Regulation on biofuel	32/2008	2008	Guidance on supply, use and trade of biofuel. Obligations for the utilisation of biofuel in sectors including transport, industry and energy generation.
Forest Management	PP6/2007	2007	Allows ownership of a forestry concession in Indonesia with the objective of restoring natural forest and biodiversity.
Geothermal Energy Law	59/2007	2007	Governs the development of geothermal energy extraction in Indonesia.
Energy Law	30/2007	2007	Stresses sustainable development, environmental preservation and energy resilience in national energy management.

Mitigation projects

The table below outlines the key donor-funded projects (outside of CDKN projects), which contribute towards national mitigation efforts. Indonesia also has projects in FCPF, EC-LEDS, CAI-Asia, MAIN, LEAD, LECBP and PMR programmes. There is a strong donor focus on capacity building and MRV, both of which will underpin the success of Indonesia's mitigation programme.

Project	Date	Funding	Description
Capacity Development for Climate Change Strategies	2010 - 2014	JICA 3.498.803 €	The main objective of the project is to support the formulation of an NAMA with MRV Establishment of National GHG Inventory system in Indonesia.
Clean Technology Fund (CTF)	2012	AfDB, ADB, IDB, World Bank - US\$400m	Indonesia's geothermal power capacity is set to nearly double following the endorsement of a new climate investment fund plan. The plan will help transform Indonesia's use of renewable energy and ultimately support the government to meet its long-term goal of reducing greenhouse gas emissions by 26% in 2020. Emissions target: Long-term goal of reducing greenhouse gas emissions by 26% in 2020.
Climate Change Loan Programme	2007 - 2009	JICA	Supports policy reforms in favour of climate change mitigation and adaptation. Actions are aggregated into three blocks within a "Policy Matrix": (i) Reducing emissions (forestry, energy and industry) (ii) Adaptation to climate change (water and agriculture) (iii) Cross-cutting activities.
Geothermal Clean Energy Investment Project	2011 - 2015	World Bank- US\$ 574.70m	The development objective is to increase the utilisation of clean geothermal-based electricity in order to reduce pollution and improve the environment. The project consists the single component is the investment in geothermal power generation capacity. Estimated 1.1MtCO ₂ e avoided compared with equivalent coal-fired power capacity.
Indonesia Climate Change Development Policy Project		World Bank US \$200m	Supports the Government's policy agenda on climate change, an issue of growing global concern. Provides support in three core areas: (i) Addressing the need to mitigate Indonesia's emissions (ii) Enhancing adaptation and resiliency efforts in key sectors (iii) Strengthening the institutions and cross-cutting policy framework needed for a successful climate change response.
Indonesia's National Carbon Accounting Programme	2008 - 2012	Australian Agency for International Development (AusAID)	Support for the design and implementation of Indonesia's National Carbon Accounting System. The system will support Indonesia's participation in a future mechanism for REDD+ and enable MRV of emissions related to forests. It will also increase Indonesia's ability to monitor and manage forests by providing credible and transparent information on changes to forest area.
Mini-Hydropower Schemes for Sustainable Economic Development	1999 - 2008	GIZ	In Indonesia, more than 100 installations of 7-250 kW use the standard design introduced by the project, supplying some 20,000 households, small-scale entrepreneurs and public utilities with clean energy. Compared to diesel generators, these mini-hydropower plants bring a reduction in CO ₂ emissions of more than 4,000 tonnes per year. The project also advised on the formulation and exemplary implementation of a law regulating the feeding of energy into the public grid.
NAMA Programme for the Construction Sector in Asia	2007 - 2017	UNEP	This project will support countries to develop NAMAs for the building sector. The NAMAs will be developed and apply common MRV methodologies for buildings in line with work by UNEP.



Note: each single project is counted in as many sectors as are relevant, hence the sum of projects in this chart is not representative of the total number of projects reviewed.

Kenya



2010 emissions:	51.97 MtCO ₂ e
Global emissions ranking (2010):	87 th
Emissions reduction target:	None
Registered NAMAs:	1

Overview

Kenya is a regional economic powerhouse, with a strong civil society and private sector and significant potential for future emissions abatement.

In 2010, the Government launched the National Climate Change Response Strategy which enhanced understanding of the global climate change regime and the impacts of climate change in Kenya. This Strategy was the first of its kind in Kenya, and provided a basis for strengthening and focusing nationwide action towards climate change adaptation and mitigation.

The Kenya Vision 2030 is a national long-term development blue-print to create a globally competitive and prosperous nation with a high quality of life by 2030. It aims to transform Kenya into a newly industrialising, middle-income country providing a high quality of life to all its citizens by 2030 in a clean and secure environment.

The development of the National Climate Change Action Plan in 2013 marked another milestone by the Government towards addressing climate change vulnerability. The Action Plan takes adaptation and mitigation efforts to the next stage of implementation and aims to equip the country to take action in responding to climate challenges. It encourages people-centred development, ensuring that climate change actions support Kenya's achievement of development goals, particularly a low carbon climate resilient development pathway.

NAMAs

Kenya has one registered NAMA, (NS-83 - NAMA for accelerated geothermal electricity development in Kenya). This action targets an estimated 820 MW of geothermal development and contributes to the country's longer term geothermal development ambitions. In terms of greenhouse gas (GHG) mitigation potential, the objective is to achieve a 3.77 MtCO₂e reduction per year by 2020 as a result of these developments.

Legislation

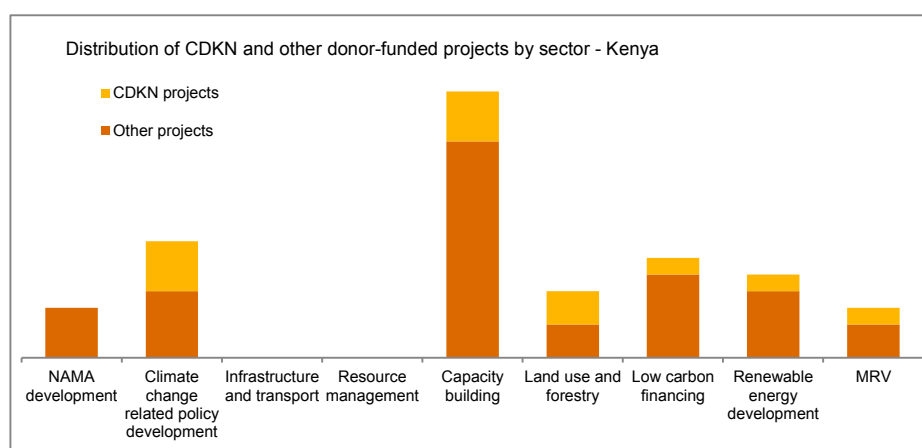
The table below sets out key legislation and government policies underpinning national mitigation efforts:

Law	Date of entry	Remit
National Forest Policy, 2014	2014	Broad range of measures and strategic initiatives to improve and develop forest resources and integrate good governance, issues of equity and poverty reduction. The policy framework envisages a revised forests law and mainstreaming of forest conservation into national land use systems.
Climate Change Action Plan 2013-2017	2013	The plan was developed from 20 months of analysis and consultations, and addresses the options for a low-carbon climate resilient development pathway as Kenya adapts to climate impacts and mitigates growing emissions. The plan also addresses the enabling aspects of finance, policy and legislation, knowledge management, capacity development, disaster preparedness, technology requirements and monitoring and reporting. The comprehensive NCCAP document is supported by almost sixty technical reports developed by teams of international consultants guided by Kenya based thematic working groups and under the oversight of a multi-sectoral multi-stakeholder taskforce.
Agriculture (Farm Forestry) Rules 2009	2009	A subsidiary legislation to the Agriculture Act, the Agriculture Rules aim at the promotion of the establishment and sustainable management of farm forestry. These Rules require maintaining farm forest cover of at least 10% in every agricultural land holding.
Energy Act 2006	2007	Encompasses several laws related to energy and covers all forms of energy, from fossil fuels to renewables. The Act mandates the government to promote the development and use of renewable energy and elaborates on the responsibilities of the Ministry of Energy over renewables, including the development of a national strategy of research in this area. The Act also establishes the Energy Regulatory Commission (ERC) to regulate activities in this sector, including production, distribution, supply and use of renewable energy. New regulations cover solar water heating, solar photovoltaic systems and energy management.
Forest Act 2005	2007	Promotes the management of forests through involvement of local communities to enable sustainable use and conservation of forests. It regulates human activity in forest areas under national control, setting up rights and duties for citizens operating/living within these areas.
Environmental Management and Coordination Act 1999 (EMCA)	2000	The EMCA provides for the establishment of a comprehensive legal and institutional framework for the management of environmental related matters. The Act establishes various institutions including: the National Environment Management Authority (NEMA), the National Environment Council, the National Environment Action Plan Committee, the National Environment Tribunal and the National Environment Trust Fund.

Mitigation projects

The table below outlines the key donor-funded projects (outside of CDKN projects), which contribute towards national mitigation efforts. Kenya also has projects under the FCPF, EC-LEDS, RECP, CTI PFAN and LECBP programmes. The bar chart below shows a strong focus on capacity building among donor-funded projects.

Project	Date	Funding	Description
Bringing a Range of Supported NAMAs to the Next Level	2012 - 2014	Germany - International Climate Initiative (ICI) 1.914.207 EUR	Aims to support the development of NAMAs by contributing to the concrete development of NAMA proposals, and foster cooperation and knowledge exchange within the NAMA community.
Capital Markets Climate Initiative	2010	World Economic Forum	Public-private initiative designed to support the scale up of private finance flows for low carbon technologies, solutions and infrastructure in developing economies
CIC – Kenya Climate Innovation Centre	2012 - 2017	infoDev (World Bank), UKAid, Danish government - seed contribution of \$15 m over 5 years	Consortium selected by the World Bank to set up and run the world's first Climate Innovation Centre (CIC) in Nairobi. This initiative will provide business incubation services and early stage capital to young business in the RE and climate adaptation space in East Africa. Will also provide business and technical advice and services, access to facilities and small start-up grants, as well as access to seed capital investment.
Danish Government Baseline Workstream	2011	Danish Government	Capacity building needs identified are: - Lessons learned, - Challenges and gaps, including those that may be common between countries, - Aspects of good practice for assumptions, methodologies and other aspects of baseline setting.
Developing Energy Enterprises Project (DEEP)	2008 - 2013	EU, Dutch government	Developing a sustainable and widespread industry of micro and small energy enterprises. Aims to provide modern energy services and products such as solar and efficient stoves to 1.8 million people in Kenya, Uganda and Tanzania.
ESME - Supporting Energy SMEs in sub-Saharan Africa	2009	World Bank, Global Village Energy Partnership, Russian Government US \$30m	Assisting developers of mini-grids and small hydro systems to finance and deliver their projects, supporting the development of the solar PV market, and providing capacity building and technical assistance to government agencies.
InfoDev and DFID Climate Technology Program	2009	World Bank, Information for Development Programme (infoDev)	Conducting country-specific projects aimed at accelerating the development, deployment and transfer of locally relevant climate technologies. The Programme explores the implementation of 'Climate Innovation Centres' which form part of a holistic approach to innovation, helping to effectively harness economic opportunities in developing countries through technology entrepreneurship and small and medium enterprise development.
Programme for Scaling Up Renewable Energy in Low Income Countries (SREP)	2009	World Bank: US \$11.5m and YS \$25m	Stimulates economic growth through the scaled-up development of renewable energy solutions and acts as a catalyst for the transformation of the renewables market by obtaining government support for market creation, private sector implementation, and productive energy use. Projects include Kopere Solar Park and Menengai Geothermal Development.
Reducing the GHG Impacts of Sustainable Intensification	2012 - 2015	CGIAR's Climate Change, Agriculture and Food Security, CIDA, DANIDA, EU, IFAD	Focuses on mitigation co-benefits to poor farmers and to understand trade-offs among different dimensions of poverty and different groups of the poor (including gender aspects).
Supporting Low Carbon Development and Climate Resilient Strategies in Africa	2013 - 2015	France Agency of Development (AFD)	- Supports national/sectoral climate change policy building and implementation - Capacity building on climate change issues in national/local public administration - Mainstreaming mitigation and adaptation issues into national/sectoral/local planning - Fosters attractiveness for existing and future international climate funding
UNEP Green Economy Advisory Services	2012	UNEP	Policy advice, technical assistance and capacity building provided to governments in support of their national and regional initiatives to transform and revitalise their economies. Quantitative assessment of the potential benefit of a green economy and a country-wide consultation process in ten key provinces. Supports the development of a green economy action plan.



Note: each single project is counted in as many sectors as are relevant, hence the sum of projects in this chart is not representative of the total number of projects reviewed.

Nepal



2010 emissions:	36.71 MtCO ₂ e
Global emissions ranking (2010):	104 th
Emissions reduction target:	None
NAMAs registered/ in development:	0

Overview

Nepal is highly vulnerable to the impacts of climate change, and highlighted adaptation as a priority in its First National Communication to the UNFCCC (only one Communication has been submitted to date): "GHG emission reduction is not the priority for Nepal, it is very important that mitigation measures should go hand in hand with development efforts." Nepal ranks as the 4th most vulnerable country to climate risks (Maplecroft Climate Change Risk Atlas, 2011) and is at particularly high risk from water scarcity, flooding and agricultural land degradation from glacial retreat, as well as biodiversity losses from rising temperatures. The population is almost 75% employed in the agricultural sector, with a large dependency on forests for domestic fuel.

While efforts to attract CDM projects have been underway, research by South Pole Carbon suggests that there is little political support to scale up mitigation efforts, for example via NAMAs. This underlines the current lack of mitigation ambition by Nepal.

However, Nepal currently holds the Chairmanship of the Least Developed Countries group (LDC Group). The Group is keen for developing countries to demonstrate climate leadership and put their mitigation contributions on the table at the same time as their more developed counterparts. Therefore mitigation may rise up the agenda in Nepal in the near future.

The Ministry of Science, Technology and Environment (MoSTE) coordinates adaptation and mitigation, and the Alternative Energy Promotion Centre (AEPC) falls under MoSTE. The Climate Change Centre has been established to undertake research and monitoring and provide technical and policy advice to the Government.

NAMAs

Nepal has no NAMAs in development; however a low carbon economic development strategy is being developed.

Legislation

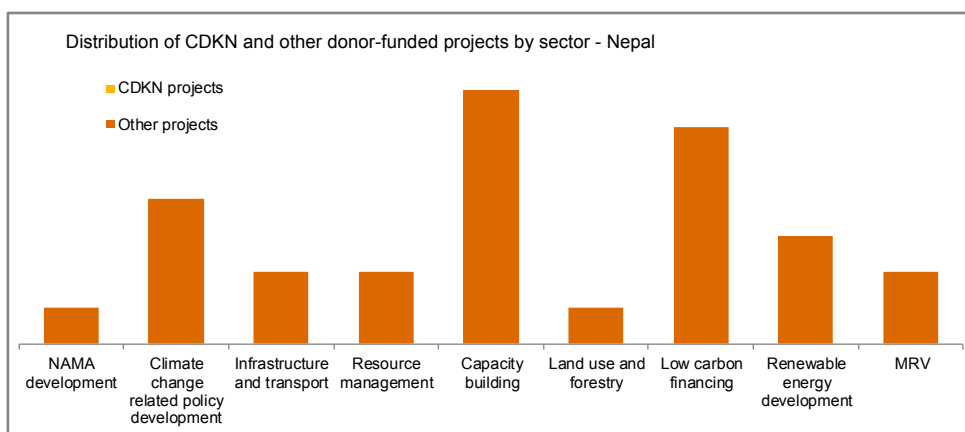
The table below sets out key legislation and government policies underpinning national mitigation efforts:

Name	Date of entry	Remit
LEDS - Low Carbon Economic Development Strategy	Proposed date June 2014	Identify the key approaches and interventions to drive Nepal toward a low carbon growth path that fosters optimum economic development. This approach is expected to enable Nepal to access additional finance for climate change.
DCEP - District Climate and Energy Plans	3 Regional pilots as of Feb 2013	Main goal is to articulate a district-level renewable energy plan that accounts for the changing climate as well as economic and social dimensions, ultimately contributing to local and national sustainable development goals. The DCEP systematically addresses opportunities where renewable energy can contribute to climate change mitigation and adaptation, and at the same increases the competitiveness of women and oppressed social groups by engaging them in productive energy use activities. Recommended interventions: Improved cook stoves/ Biogas units/ Solar home systems/ Micro and pico hydro/ Improved water mills.
Climate Change Policy	2011	Adopts a low-carbon emission, socio-economic development path. Policy objectives include promoting the use of clean energy, green technology, and increased energy efficiency; and enhancing the capacity of local communities for efficient management of natural resources.

Mitigation projects

The table below outlines the key donor-funded projects (outside of CDKN projects), which contribute towards national mitigation efforts. Nepal also has projects under the FCPF, CAI-Asia, CTI PFAN, and LEAD and Climate Finance Readiness programmes. Donor-funded projects focus on capacity building and low carbon financing (see bar chart below), while CDKN projects focus on adaptation and resilience.

Project	Date	Funding	Description
Climate and Carbon Unit (CCU) National Rural and Renewable Energy Programme / AEPC/	2010	Netherlands Development Organisation, Department for International Development (UK)	The CCU establishes climate change and carbon finance expertise at both policy and operational levels and, critically, links low-emissions practices with climate-sensitive strategies. One of the vital points of this programme is the creation of decentralised, district-level measures (District Climate and Energy Plans/DCEPs) that promote increased efficiency and capacity in renewable energy dissemination and create linkages with climate resilience and low-carbon growth that builds on SNV's core strengths of developing localised RE solutions.
Mekong Brahmaputra Clean Development Fund L.P.	2010 - 2020	ADB (US\$100 m fund)	The Mekong Brahmaputra Clean Development Fund L.P. is the first fund focused on development using Clean Technology in the Mekong River Region. The fund will make Investments that meet the "Triple Bottom Line" principles of "People, Planet and Profit". These are sustainability values which ensure that each Investment has a positive impact on the environment and contributes to sustainable development.
National Renewable Energy Laboratory Cooperation	2009 - 2014	GIZ	GIZ is working with Nepal on integration of RE as part of the national energy strategy, including development of energy efficiency measures for households.
Programme for Scaling Up Renewable Energy in Low Income Countries (SREP)	2009	Climate Investment Fund US\$ 40m	Stimulates economic growth through the scaled-up development of renewable energy solutions and, it acts as a catalyst for the transformation of the renewables market by obtaining government support for market creation, private sector implementation, and productive energy use.
South Asia Regional Initiative for Energy Cooperation and Development (SARI/Energy)		National Renewable Energy Laboratory	The National Renewable Energy Laboratory is partnering with Nepal to develop wind and solar assessments for the country.
UNEP Green Economy Advisory Services		UNEP	UNEP Green Economy Advisory Services consist of policy advice, technical assistance and capacity building that are provided to governments in support of their national and regional initiatives to transform and revitalise their economies.



Note: each single project is counted in as many sectors as are relevant, hence the sum of projects in this chart is not representative of the total number of projects reviewed.

Pakistan



2010 emissions:	333.35 MtCO ₂ e
Global emissions ranking (2010):	28 th
Emissions reduction target:	None
Registered NAMAs:	1
NAMAs in development:	1

Overview

Pakistan is undergoing rapid economic growth and has a large population, vulnerable to climate change. Pakistan's national policy response for managing climate change problem can be classified into three major categories: mitigation, adaptation and associated institutional/capacity support.

Pakistan has responded to the overall environmental challenge by enacting several pieces of legislation and policy initiatives aimed at incorporating environmental concerns into mainstream development planning. These policies have focused on the areas of forestry, energy conservation and renewable energy development. With a view to integrating climate change policy into national development and environmental priorities, climate change will feature as a focused chapter within the Peoples Development Plan (2010 - 2015), currently in development. On the institutional front, the Prime Minister's Committee on Climate Change (2004) provides a policy coordination forum for dealing with climate change and establishes a high level inter-ministerial linkage and was responsible for initiating the country's entry into the global carbon market.

Following the 18th Amendment in 2010, power of authority and practice was transferred from federal government in Pakistan to provincial governments. Three of the provinces have either passed or are in the process to pass their own provincial environmental protection acts.

The energy, water resources, transport, agriculture/livestock, forestry, extreme events/disaster and industrial development sectors have been identified as the key sectors that form the basis for the country's economic development. These sectors are also the focal points for mainstreaming of climate change in Pakistan as they not only present implications for future emissions growth in the country but they are also directly impacted by climate change.

NAMAs

Pakistan has one NAMA registered: NS-88 on Energy Efficient Lighting in Residential, Commercial, Industrial, and Outdoor Sectors of Pakistan. Pakistan recently completed a project with the MAIN (Mitigation Action Implementation Network) programme to build capacity for NAMA development. One NAMA is in development with Centre for Clean Air Policy; further details are unavailable.

Legislation

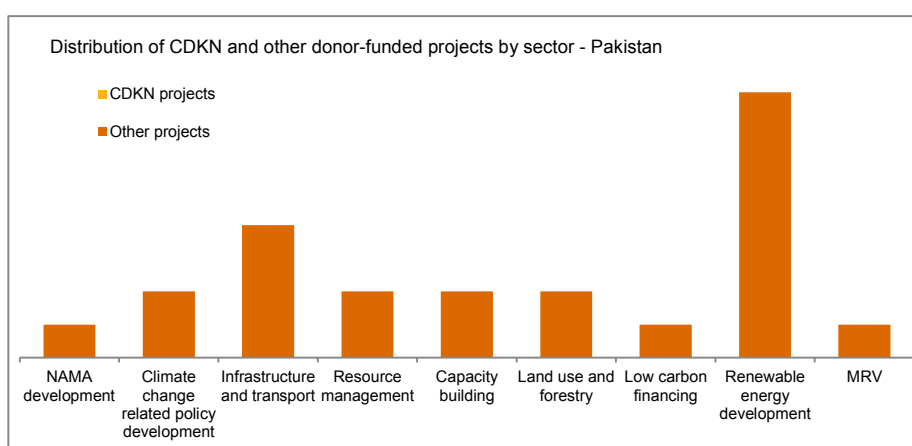
The table below sets out key legislation and government policies underpinning national mitigation efforts:

Law	Date of entry	Remit
National Climate Change Policy	2012	The Policy sets out the appropriate adaptation measures to be adopted in relation to water resources, agriculture, forestry, coastal areas, biodiversity and ecosystems. Appropriate measures are put forward concerning disaster preparedness, capacity building, institutional strengthening, technology transfer and international cooperation.
The Pakistan Energy Efficiency and Conservation Act	2011	This Act drives improvement in energy efficiency, mandating the creation of: ENERCON (National Energy Conservation Authority), Pakistan Energy Conservation Council, the Fund of ENERCON.
National Sustainable Development Strategy (NSDS): Pakistan's pathway to a sustainable and resilient future	2010	The NSDS has three core programmes in the following areas: <ul style="list-style-type: none"> - Economic (sustainable trade, cleaner production, sustainable consumption); - Environment (natural capital, biodiversity); - Social (social protection, poverty alleviation, equal opportunities). Key objectives include the elimination of poverty and doubling forest cover by 2030.
National Forest Policy	2010	This policy addresses the sustainable use of Pakistan's renewable natural resources. It focuses on managing the country's remaining forests in a sustainable way alongside restoration and regeneration efforts. The Policy also stipulates the creation of a forest fund to finance forestry research and education.
Alternative Energy Development Board Act	2010	The Act aims to create an alternative and renewable energy development board for Pakistan with a mandate to develop national strategies, policies and plans and act as a forum for evaluating, monitoring and certifying alternative or renewable energy projects and products.
The Pakistan Council of Renewable Energy Technologies Act	2010	The Council will be responsible for promoting the development, acquisition, propagation and dissemination of renewable energy technologies, specifically solar/photovoltaic, thermal, hydrogen, biogas/biomass, mini and micro hydro power and wind technologies.
CDM - National Operational Strategy	2006	The strategy describes the functions and powers of a Designated National Authority for CDM projects and the national project approval process.
National Environmental Policy	2005	NEAP provides an overarching framework for addressing the environmental issues facing Pakistan, particularly concerned with mitigation in vehicular emissions, waste management, phasing out of CFCs, alternative sources of energy, land management and afforestation, capacity building, forestry especially rehabilitation of mangroves, biodiversity and legislative framework including cross sectoral measures.

Mitigation projects

The table below outlines the key donor-funded projects (outside of CDKN projects), which contribute towards national mitigation efforts. Pakistan also has projects under the FCPF, CAI-Asia and MAIN programmes. Donor-funded projects show a strong focus on renewables (which links closely to access to electricity) and infrastructure and transport – all fundamental development issues. CDKN projects focus on adaptation, therefore none are represented on the chart below.

Project	Date	Funding	Description
GIZ Renewable Energy and Energy Efficiency Promotion	2005 - 2011	GIZ	GIZ is working with Pakistan on improvement of energy service supply to households and enterprises through RE use and energy efficiency.
Kurram Tangi Dam and Gomal Zam Dam	2014 - 2015	USAID \$81 m and \$110m respectively	Kurram Dam will provide water to 16,380 acres of land in addition to producing about 19 MW of electricity in North Waziristan Agency of Federally Administered Tribal Areas (Fata). The Gomal Zam dam is aimed at harnessing water flow and conserving the perennial flow for providing assured irrigation water supply of 28,053 acres and generating 17.4MW electricity in D.I Khan and Tank districts.
Lahore Composting Project	2008 - 2015	World Bank US \$ 5.52m	Government of Lahore to operate a waste processing and composting plant; a first attempt to implement composting technology on a large scale in Pakistan. The plant is currently operating with a 300 tonne per day (TPD) capacity, but plans are to expand to 1,500 TPD capacity in the medium term. This project aims to purchase emissions reductions generated from the processing of solid waste. Emissions target: 4.5 GtCO ₂ e by 2026.
Pakistan Community-Based Renewable Energy Development in Northern Areas and Chitral	2008- 2014	World Bank US\$ 16.6m	The objectives of the project are: (a) develop hydropower potential in an environmentally and socially sustainable manner so as to help meet local electricity demand, (b) improve access of rural areas to modern electricity services, and (c) improve standards of living for the poor through provision of community level infrastructure. Emissions target: 536,993 tCO ₂ e.
Pakistan Sustainable Transport Project (PAKSTRAN)	2010 - 2015	UNDP, GEF, JICA and World Bank	The objective of the project is to reduce emissions from transport sector by introducing mass transit, developing urban transit and improving fuel efficiency for vehicular use. Expected emissions reductions 30.4 ktCO ₂ e/yr.
Renewable Energy Development Sector Investment Program	2004 - 2015	ADB	Targets: renewable energy to reach 3.5% and 6.0% of the total energy supply mix by 2015 and 2030. The projects in separate phase, is proposed to impact the use and production of clean energy as well as reduction in carbon emissions. Currently the project under Tranche 3 is working in Gilgit Baltistan on installing micro hydropower projects.
South Asia Regional Initiative for Energy Cooperation and Development (SARI/Energy)	2000	USAID, National Renewable Energy Laboratory	Cooperative regional approach to energy development and trade in clean energy resources. By promoting rational use of regional energy supplies, SARI/Energy contributes to energy security, reduced emissions, and overall improvements in environmental quality and health.
Sustainable Land Management to Combat Desertification in Pakistan	Phase 1: 2009 -2012 Phase 2: 2012 -2020	UNEP and GEF	Removes institutional, financial and socio-economic barriers by creating an enabling environment and institutional capacity at the local, provincial and national levels to support sustainable land management through mainstreaming SLM principles into agriculture, forest, and water sectors. The overall goal to combat land degradation and desertification in Pakistan.
Tarbela Fourth Extension Hydropower Project	2012- 2018	World Bank US \$914m	The overall development objective to facilitate a sustainable expansion in Pakistan's electricity generation capacity. Also to strengthen Water and Power Development Authority's (WAPDA's) capacity to develop the country's hydropower resources.
50MW Metro Power wind farm	2014 - 2034	Equator Principles finance Institutions	This project falls under the Jhimpir wind corridor in Sindh Province of Pakistan, and comprises 20 wind turbine generators (WTGs), each with a capacity of 2.5 MW, resulting in an aggregate capacity of 50 MW. This project will be providing electricity to 60000 households. Expected emissions reductions of up to 95 ktCO ₂ e.
56.4 MW wind farm by M/s Zorlu Enerji Ltd (Turkish company)	2006 - 2026	World Bank, ADB, Eco Trade and Development Bank and Habib Bank Ltd.	Receiving the "Middle East Renewable Deal of the Year" for 2011 by Project Finance Magazine, Zorlu Energy Pakistan is planning on increasing the capacity of this commercially operating wind farm up to 300 MW. Expected emissions reductions up to 98 ktCO ₂ e.
5KV to 10 KV Biogas plant installation	2013 - 2017	Netherlands Development Organisation and Win Rock International.	Plans to install 14000 biogas plants, with 3000 already installed. It is designed to put down a robust foundation for the establishment of a commercially viable domestic biogas sector.



Note: each single project is counted in as many sectors as are relevant, hence the sum of projects in this chart is not representative of the total number of projects reviewed.

Peru



2010 emissions:	149.03 MtCO ₂ e
Global emissions ranking (2010):	47 th
Emissions reductions target 2021:	68 MtCO ₂ e reduction on 2010
NAMAs in development:	5

Overview

Peru has significant vulnerability to climate extremes, with economic losses from floods and temperature extremes for the period 1997-2006 averaging at 0.11% of GDP. Peru would also be highly vulnerable to impacts from disruption of ENSO (El Niño Southern Oscillation), particularly in terms of crop yields.

The Ministry for Environment (MINAM) was created in 2008, with responsibility for climate and environmental directives and initiatives. The Government has also approved 85 CDM projects (the prerequisite step for registering projects with the CDM Executive Board).

In the 2nd National Communication to the UNFCCC (2010), Peru set relatively ambitious, but voluntary, national targets in the areas of LULUCF, renewables and bio-methane from waste disposal. These targets all have a deadline of 2021, against a 2000 baseline, in order to coincide with national celebrations of 200 years since independence. This initiative has been branded PERU2021 and aims for Peru to lead the Latin American region in terms of low emissions development, while freeing Peru from the "constraints of underdevelopment". As the host of this year's COP20 there is also an opportunity for the Peru to show real climate leadership in helping to secure a global climate agreement in 2015.

Peru has identified LULUCF (over 60% of Peru's emissions are in this area and agriculture), energy, and solid waste management as key mitigation areas. Forestry is also a priority, due to the large area of Amazonian rainforest (2nd to Brazil) and the great biodiversity richness the country holds.

NAMAs

Peru has 5 NAMAs in development, in the areas of solid waste, biomass, energy and housing.

Legislation

The table below sets out key legislation and government policies underpinning national mitigation efforts:

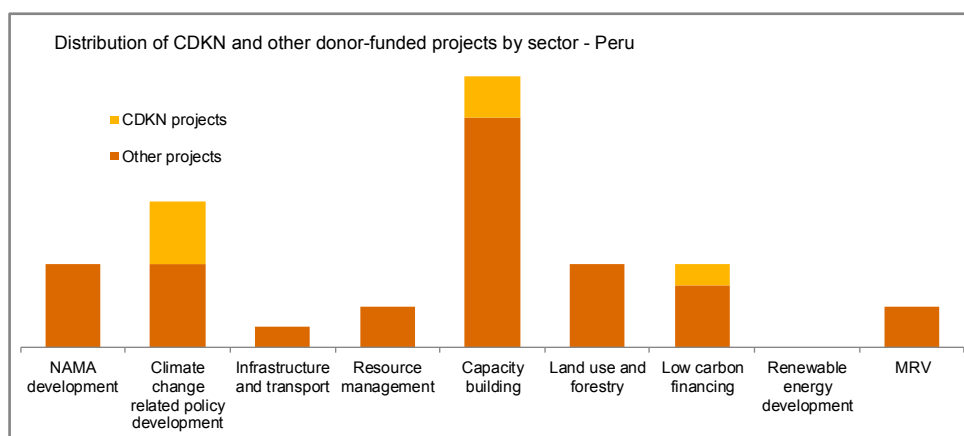
Name	No.	Date of entry	Remit
National Climate Change Strategy (NCCS)	Executive Decree No. 086-2003-PCM	2003, updated 2013 onwards	11 strategic focuses prioritising scientific research, mitigation of disproportionate and inequitable suffering of the poor due to climate change and developing policies within CDM. Work in progress to update NCCS: Compile quantitative evidence on possible climate change mitigation scenarios in Peru in order to develop policies and investment planning that: <ul style="list-style-type: none"> - Take into account climate change issues, - Strengthen national capacities and lay the foundations for low carbon economic growth in the long term - Promote regional exchanges and learning through a south-south cooperation platform.
National Plan for Environmental Action 2011-2021	014-2011-MINAM	2011	Long term national planning instrument formulated on the basis of the National Environment Policy; it contains the environmental priority targets to be reached in the next 10 years. It is divided into 7 areas: water, solid waste, air, forests and climate change, biological diversity, mines and energy, and environmental governance. Targets: Include updated GHG baseline by 2012, reach 1:1 ratio between GHG ems and GDP growth. By 2017 to reduce ratio below 1:1 and further reduce by 2020. By 2012 develop reference baseline of renewable natural resources that can be energy source and formulate and approve strategic environmental evaluation of planning for New Sustainability Energy Matrix
Action plan for climate change adaptation and mitigation	Unknown	2010	Establishes strategic lines of action, as well as programmes, projects, and prioritised short and medium term actions for adaptation and mitigation, based on planning progress achieved by the National Climate Change Commission. Provides orientation for climate action while the NCCS is being updated.
National Energy Policy 2010-2040	064-2010-EM	2010	Provides orientation for strategic planning in the energy sector, based on the National Bicentennial Plan. 9 strategic objectives are outlined with an aim to achieve the global vision of "an energy system that satisfies national demand in a reliable, regular, continuous, and efficient manner, promoting sustainable development, based on planning, research and continuous technological innovation."
Reference plan for the efficient use of energy (2009-2018)	469-2009-EM/DM	2009	Directorate of Energy Efficiency has mandate of rational and efficient use of energy and sustainable development (set up to ensure appropriate implementation of the plan). Target: reduce energy consumption by 15% based on projected energy demand.
National environment policy	Unknown	2008	Climate change as a policy component
Legislative Decree to promote Investments in renewable power	Legislative Decree N° 1058	2008	Establishes accelerated depreciation for machinery, equipment, and civil works needed to build and operate renewable energy power plants. This cuts down costs by lowering the resulting income tax.
Legislative Decree for the Promotion of Investments for Power Generation through RE	Legislative Decree N° 1002	2008	Every 5 years, the Ministry of Energy and Mining is to establish a percentage of electric power to be covered by renewable energies. Energy from such sources is prioritised to feed the grid by the Committee of Economic Operation of the System. Shares of power from RE projects promoted via auctions.

Name	No.	Date of entry	Remit
Law and bylaw for the promotion of biofuels	28054	2003 & 2008	Law sets legal basis for production and commercialisation of biofuels. Bylaw - from 2010 all gasoline commercialised in Peru should contain min 7.8% biofuels.
Law and bylaw for the Promotion of the Efficient Use of Energy	27345 and 053-2007-EM	2000 & 2007	Bylaw focuses on 4 actions: - Generation of an energy efficiency culture through awareness campaigns; - Sectoral energy efficiency programmes; - Formulation of policy and planning regarding RE; - Introduction of relevant regulations, including technical regulations.
General Law of Rural Electrification	Law N° 28749	2006	Promotes rural electrification through small scale RE projects. Private companies engaged to plan, design, implement and operate power plants. High costs to be state subsidised.
National Plan for the Conservation of Forests to Mitigate Climate Change	Executive Decree No. 008-2010-MINAN	2005	National programme to conserve tropical forests in Peru by identifying and mapping conservation areas, promoting productive forest livelihoods connected with conservation, strengthen capacity to conserve forest areas. Ministry of Environment has responsibility. Pledges to conserve 54m ha of forest and halt slash and burn agriculture, and reduce rate of primary forest deforestation to zero by 2020.

Mitigation projects

The table below outlines the key donor-funded projects (outside of CDKN projects), which contribute towards national mitigation efforts. Peru also has projects under the PCFP, EC-LEDS, RECP, MAIN, LECBP and PMR programmes. It can be seen that donor projects focus strongly on capacity building.

Project	Date	Funding	Description
Green Growth Planning	2011 - 2016	GGGI	Supports development of rigorous green growth economic development strategies by providing analytical tools, building institutional capacity to apply these tools, advising on their institutionalisation in government and policy as well as by engaging private investors and public donors in their successful execution.
NAMAs in the energy generation & end-use sectors		UNDP	Supports the design and implementation of sustainable development programmes based on each country's needs and the Millennium Development Goals.
National Forest Conservation Programme for Climate Change Mitigation	Data unavailable	JICA	Intends to conserve 54 million hectares of dry and tropical rainforests, and to reverse logging and burning practices to reduce net deforestation to zero.
Net Zero Deforestation Zones	Data unavailable	USAID	Intends to reduce net deforestation to zero in the province of Picota, San Martín, through stakeholder training on REDD+, forest monitoring, and improvement of forest governance.
PE Santa Rosa Hydro Carbon Finance	2005 - 2015	World Bank US\$ 1.5m	New venue for investing in projects in the Peruvian power sector which contribute to global GHG Certified Emission Reductions. 2 components: Santa Rosa I, II, and III hydropower plants, one of which is already operating, will increase the national grid's power generation and provide a percentage of its energy production for sale in the spot market.
PERU - Poechos Hydropower Project	2004 - 2012	World bank US\$ 16.7m	The Poechos Hydropower Project aims to facilitate investments in the Peruvian power sector that contribute to certified emission reductions in global greenhouse gases. Initially these investments will support a small hydropower project totalling 15.4 MW of capacity.
Peru Forests	2011 - 2016	USAID	Aims to improve forest governance and environmental management and conserve tropical rainforests and strengthen forest-based livelihoods. It also helps the Government to develop forest institutions and prepare for REDD+.
Planning for Climate Change project (PlanCC)	Phase I: 2012 -2014. Phase II: 0.5-1 years Phase III: 5+ years	Children's Investment Fund Foundation (CIFF), Swiss Agency for Development & Cooperation, CDKN	Establishing the evidence base for long-term transition to "climate compatible" economies. Provides quantitative data on poss. climate mitigation scenarios, basis for long-term low-carbon economic growth - results will input into policy design and investments including the climate change approach.
Waste and Wastewater Companies for Climate Mitigation (WACCLIM)	2013 - 2019	BMU € 5,000,000 grant across 3 countries	Reduces carbon footprint of water and waste water utilities in 3 countries, by implementing technologies in pilot companies that reduce emissions, such as water loss reduction systems, energy-efficient pumps, biogas generation and fertiliser production from wastewater. At national level, the project advises the countries in developing financial mechanisms and political frameworks for replicating demonstration projects.



Note: each single project is counted in as many sectors as are relevant, hence the sum of projects in this chart is not representative of the total number of projects reviewed.



Emissions 2010:	103 kt CO ₂ e
Emissions reductions target 2020:	40% reduction on 2009
NAMAs:	1

Overview

As a small Pacific atoll nation, with average height less than 2m above sea level, the Republic of the Marshall Islands (RMI) is extremely vulnerable to the effects of climate change, as well as having significant existing development challenges. The RMI's NAMA involves ambitious emissions reductions goals, expected to result in 40% reduction in CO₂ emissions against 2009 levels by 2020.

In 2008 following the global energy crisis driving up global oil prices, the government spent nearly 20% of the national budget on fuel. This event forced the government to declare a state of economic emergency, which has made it even more urgent for the RMI to implement measures to improve the energy efficiency as well as to consider renewable sources of energy. Ambitious scenarios for 'over performance' of the RMI's renewable energy expansion were discussed at the AWG-Durban Workshop - including Ocean Thermal Energy Conversion (OTEC) such that the RMI might become a net exporter of renewables by 2020. However, such energies are in prototype stage and solar PV may have more potential in the near future, especially for the outer islands.

The Marshall Islands hosted the 44th Pacific Islands Forum in Majuro (2013), during which the Majuro Declaration was signed. This Declaration "captured the Pacific's political commitment to be a region of Climate Leaders", and sparked a "new wave of climate leadership" that can deliver a safe climate future for all". It also calls on others to commit to be climate leaders, and as part of this the RMI President Loeak presented at the UN Secretary General's Leader's summit in 2013, and is also involved in encouraging high emissions to increase their mitigation ambitions. A review of national energy policy is currently underway.

NAMAs

The RMI's one NAMA is outlined in its Barbados Declaration commitments – to reduce CO₂ emissions by 40% by 2020 on a 2009 baseline.

Legislation

The table below sets out key legislation and government policies underpinning national mitigation efforts:

Name	Date of entry	Remit
Commitment under the Barbados Declaration (Pursuant to the Republic of Marshall Islands 2009 National Energy Policy and Energy Action Plan, the 2011 National Climate Change Policy Framework and Joint National Action Plan and the Green Energy Micronesia Initiative)	2012	Climate change adaptation, energy security and disaster risk reduction. Targets are: 1. A 40% reduction in CO ₂ emissions below 2009 levels by 2020; 2. Electrification of 100% of urban households and 95% of rural outer atoll households by 2015; 3. The provision of 20% of energy through indigenous renewable resources by 2020; 4. Improved efficiency of energy use in 50% of households and businesses, and 75% of government buildings by 2020; 5. A 20% efficiency improvement in transportation sector fuel use by 2020; 6. Feasibility studies and internationally supported financing plans for innovative 'game-changing' renewable energy and sustainable development opportunities including Majuro atoll waste-to-energy and Kwajalein/Ebeye atoll OTEC plants undertaken by 2015.
National Climate Change Policy Framework (NCCPF)	2011	The NCCPF presents five strategic goals that aim to provide a pathway to an integrated, whole-of-RMI response. Objectives and outcomes are identified for each goal: 1. Strengthening of the enabling environment for climate change adaptation and mitigation, including sustainable financing. 2. Adaptation and reducing risks for a climate resilient future. 3. Energy security and low-carbon future. 4. Disaster preparedness, response and recovery. 5. Building education and awareness, community mobilisation, while being mindful of culture, gender and youth.
RMI Strategic Development Plan Framework 2003—2018: "Vision 2018"	2002	Sustainable Development pathway to 2018 with 10 broad goals. Sub targets in the following areas: - Governance - Investment in education and research - Investment and productivity - Ability to take advantage of emerging global trends - Effective economic and financial institutions - Equitable development of the outer islands - Spirituality - Harmonised development with healthy lifestyles and sustainable environment - Fostering change in attitudes throughout the community - Partnership and coordination between levels of government, Atolls, NGOs and the private sector.
Copenhagen Accord		The Marshall Islands also stated that is willing to be associated with the Copenhagen Accord, on the understanding that the political progress achieved therein will be translated into an internationally legally binding instrument or instruments under the Convention, to be adopted by the COP in 2010. It also stated that such instrument(s) must contain internationally legally binding commitments and actions sufficient to safeguard the livelihoods and ensure the survival of those countries most vulnerable to the adverse effects of climate change, including the Marshall Islands.

Rwanda



Emissions 2010:	1.47 MtCO ₂ e
Global emissions ranking (2010):	166 th
Emissions reduction target:	None
NAMAs registered/ in development:	0

Overview

Rwanda has the highest population density in Africa and is high vulnerable to the impacts of climate change. Rwanda's collective vision for development is embodied in Vision 2020, which seeks to transform the country from a subsistence agriculture economy to a knowledge-based middle income economy with an income of 900 USD per capita by 2020.

In 2011, the Government commissioned the National Climate Change and Low Carbon Development Strategy which focuses on:

- Climate resilience and low carbon growth;
- Building on and linking up with existing climate change initiatives and opportunities;
- Capacity building in sourcing international finance.

Rwanda is currently is a net carbon sink due to forest sequestration, however, GHG emissions are expected to rise as the country's economy grows. Adaptation to climate change is a key feature in planning, with integrated land use planning, water resource management and planning for climate resilient infrastructure being government areas of focus.

NAMAs

Rwanda currently has no NAMAs in development.

Legislation

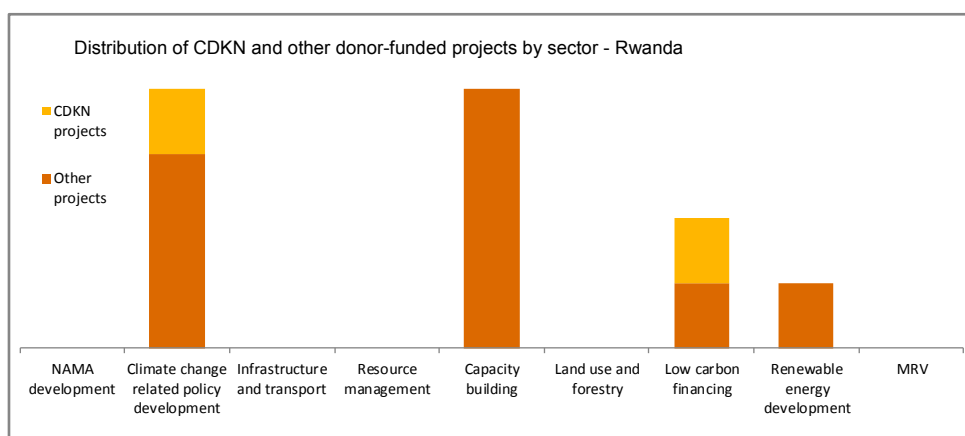
The table below sets out key legislation and government policies underpinning national mitigation efforts:

Law	Date of entry	Remit
Second Economic Development and Poverty Reduction Strategy (EDPRS 2) for 2013-2018	2013	Law to implement Rwanda's Vision 2020, with the aim of reaching middle-income country status by 2020. One of the 5 priorities of this strategy is the use of a green economy approach to economic development, including sustainable cities and villages.
Law No. 26 Determining the Organization, Functioning and Mission of the National Fund for Environment (FONERWA)	2012	This Law determines the organisation, functioning and mission of the National Fund for environment. The fund will channel, distribute and monitor international and national climate finance.
Green Growth and Climate Resilience - National Strategy on Climate change and Low Carbon Development	2011	The strategy addresses concerns of mitigation and adaptation, seeking to meet development goals while reducing the country's vulnerability. The strategy aims to leverage existing programmes such as the Integrated Development Programme (IDP) and the National Fund for Climate and Environment (FONERWA).
Ministerial Order No. 003/16.01 of 15 July 2010 Preventing Activities that Pollute the Atmosphere	2010	Emission standards are specified for CO ₂ and other pollutants such as NO _x , SO _x , PM ₁₀ , lead and ozone.
Organic Law 4/2005 determining the modalities of protection, conservation and promotion of environment in Rwanda	2005	This law gives effect to the National Policy on Environment. It defines the responsibilities of citizens and state and provides principles for using natural resources, such as air and water, and protection of biodiversity.

Mitigation projects

The table below outlines the key donor-funded projects (outside of CDKN projects), which contribute towards national mitigation efforts. Rwanda also has CTI PFAN project. There is a strong donor focus on enabling policies and capacity building; however Rwanda attracts fewer projects than most of the countries in this review.

Project	Date	Funding	Description
ESME - Supporting Energy SMEs in sub-Saharan Africa	2009	World Bank, Global Village Energy Partnership, Government of Russia US\$ 30m	Activities include: <ul style="list-style-type: none"> - Assisting developers of mini-grids and small hydro systems to finance and deliver their projects, - Supporting the development of the solar photovoltaic market, - Providing capacity building and technical assistance to government agencies. <p>The project will increase the national power generation capacity of 4%, equivalent to the power consumption of a further 13,000 households in rural Rwanda.</p>
Rwanda - Project to Develop a National Strategy on Climate Change and Low Carbon Development	2010	United Kingdom Department for International Development, UNDP, CDKN	The project has three main aims: <ul style="list-style-type: none"> - To develop and produce a report proposing a National Strategy on Climate Change and Low Carbon Development for the Government of Rwanda. - To develop capacity within Rwanda in climate impact modelling techniques, data production aspects and in the implementation of a Climate Observatory in Rwanda. - To provide a framework around which detailed sectoral studies and implementation plans can be built.
UNEP Green Economy Advisory Services	2012	UNEP	UNEP Green Economy Advisory Services consist of policy advice, technical assistance and capacity building that are provided to governments in support of their national and regional initiatives to transform and revitalise their economies.
Strategies to Adopt a Low-Carbon development Path	2009 - 2015	United Nations Economic and Social Commission for Asia and the Pacific (UNESCAP)	The Forum focuses on discussing the benefits, opportunities as well as challenges presented in adopting a low carbon development path, considered the implications of possible outcomes of the post-2012 climate change regime, and recommended a series of policy options and priority areas.



Note: each single project is counted in as many sectors as are relevant, hence the sum of projects in this chart is not representative of the total number of projects reviewed.

Uganda



Emissions 2010:	39.15 MtCO ₂ e
Global emissions ranking (2010):	102 nd
Emissions reduction target:	None
NAMAs registered/ in development:	0

Overview

Uganda is fast growing country, with a projected urban growth rate of over 100% in the next decade - much of it in the informal sector.

Uganda is particularly vulnerable to climate change given a high reliance on climate-sensitive sectors such as rain-fed agriculture, susceptibility to natural disasters, and widespread poverty. At the same time, Uganda's capacity for adaptation and mitigation is limited due to shortages of economic resources and technology. Despite this, there is a National Climate Change Policy along with an associated Implementation Strategy in place. With the acknowledgement that climate change is occurring, there are also proposals for small-scale piloting of adaptation strategies and a Disaster Preparedness and Management Strategy in place.

NAMAs

Uganda currently has no NAMAs in development.

Legislation

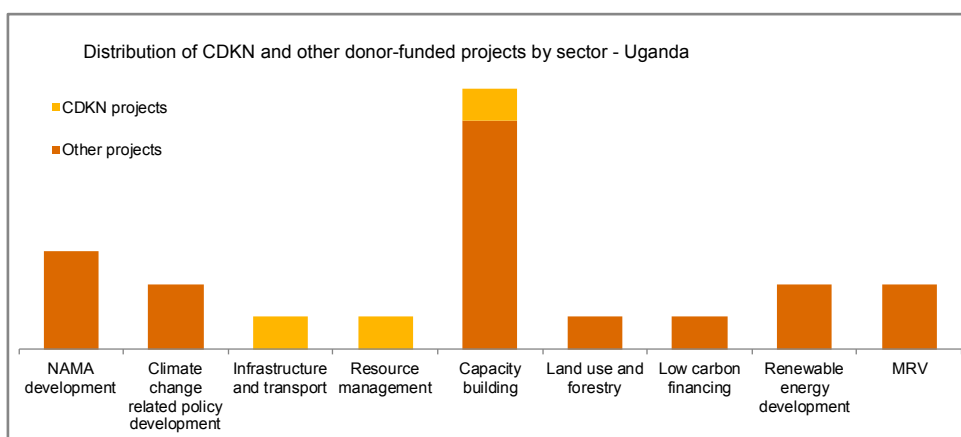
The table below sets out key legislation and government policies underpinning national mitigation efforts:

Law	Date of entry	Remit
National Strategy to Strengthen Human Resources and Skills to Advance Green Low Emission and Climate Resilient Development 2013-2022	2013	<p>The National Strategy was a decisive step for Uganda to strengthen its national learning system to make sure people, especially the young generation, have the right knowledge and skills to build a climate smart future. The main recommendations made by the Strategy, include:</p> <ul style="list-style-type: none"> - Build capacity and strengthen the UNFCCC National Focal Point for Uganda (CCU MWE). - Strengthen human resources and skills in the Department of Meteorology for climate change monitoring. - Strengthen skills for mainstreaming climate change in other key sectors such as agriculture, water, and energy. - Support on-going efforts to integrate climate change learning in curricula from the primary to the tertiary level. - Assess the impacts of climate change learning. - Harmonise climate change learning among different institutions and levels.
National Climate Change Policy	2012	<p>The policy emphasises the importance of adaptation, particularly in those sectors considered vulnerable to climate change. The policy adopts a sector approach to articulating objectives and strategies that address the climate change challenges within each sector. However, it does not indicate how to manage the delivery of climate finance and the use of any associated financial instruments and there is no mechanism indicated that would commit all key actors to high standards of transparency. The Policy is supported by a costed implementation strategy that sets out the estimated financial requirements for the implementation of identified public interventions. A first estimate of the costs of responding to climate change is put at Shs. 664 billion (US\$ 258 million) per year. This approximates to 1.6% GDP.</p>

Mitigation projects

The table below outlines the key donor-funded projects (outside of CDKN projects), which contribute towards national mitigation efforts. Uganda also has projects under the FCPF, RECP, CTI PFAN and LECBP programmes. There is a strong donor focus on capacity building.

Project	Date	Funding	Description
Developing Energy Enterprises Project (DEEP)	2008 - 2013	EU, Dutch government	Developing a sustainable and widespread industry of micro and small energy enterprises. Aims to provide modern energy services and products such as solar and efficient stoves to 1.8 million people in Kenya, Uganda and Tanzania.
EC/UNDP Climate Change Capacity Building Program	2008	EU, UNDP US\$ 13m (overall)	<ul style="list-style-type: none"> - Develop greenhouse gas (GHG) inventory management systems - Identify opportunities for NAMAs - Design LEDS in the context of national priorities - Design systems for measuring, reporting, and verification of proposed actions and means to reduce GHG emissions - Facilitate the design and adoption of mitigation actions by selected industries in some countries.
GIZ Promotion of EERE	1999 - 2011	GIZ	Access of rural households, institutions and small and medium size enterprises to modern biomass energy technologies and energy efficiency technologies. Many improvements can already be seen as a result of the Energy Advisory Project. Access for private companies, institutions and households to energy-saving measures now available, such as compact fluorescent light bulbs. In rural areas, RE, independent of the national supply, is helping small businesses to develop with the subsequent creation of jobs. So far, more than 500,000 improved stoves in households around the country have dramatically reduced the demand for firewood and improved the health of users.
Strategies to Adopt a Low-Carbon development Path	2009 - 2015	United Nations Economic and Social Commission for Asia and the Pacific (UNESCAP)	The Forum focused on discussing the benefits, opportunities as well as challenges presented in adopting a low carbon development path, considered the implications of possible outcomes of the post-2012 climate change regime, and recommended a series of policy options and priority areas.
Supporting Low Carbon Development and Climate Resilient Strategies in Africa	2013 - 2015	France Agency of Development (AFD)	Objectives of the project are to: <ul style="list-style-type: none"> - Support national/sectoral climate change policy building and implementation - institutional processes - Capacity building on climate change issues in national/local public administration - Mainstreaming mitigation and adaptation issues into national/sectoral/local planning - Foster the country's attractiveness for existing and future international climate funding.



Note: each single project is counted in as many sectors as are relevant, hence the sum of projects in this chart is not representative of the total number of projects reviewed.

Methodology

This study compiles publically available data on national mitigation landscapes. The amount of information available on donor-funded projects and national legislation varied widely. In the interests of brevity and relevance, this review focuses on the most current and material projects and laws or policies, in terms of emissions.

Emissions data from 2010 have been used, as these are the most recent comprehensive figures available (the WRI's CAIT 2.0 database). Therefore country emissions rankings and percentages of global emissions quoted reflect the situation in 2010, rather than currently (2014). Note that as the Republic of the Marshall Islands was not included in the WRI's CAIT 2.0 database, the World Bank was used as a source of emissions data instead.

Information on legislation was predominantly drawn from the GLOBE legislation publication, as well as from information from CDKN country coordinators and country engagement leads. Recent, relevant legislation with direct impacts on emissions was prioritised where resource and time permitted. As in the GLOBE approach, policies which have been passed by government and have similar standing to national legislation have also been included in the legislation review.

Projects and NAMAs were identified through desk based research, supplemented by information from CDKN colleagues. It should be noted that the NAMA registry for the UNFCCC is incomplete, therefore some NAMAs listed here are not listed on the registry yet; it is equally possible that NAMAs in existence and missing from the registry have not been picked up by this study. Multi-country programmes have been listed at the start of the Country Analysis section in order to avoid duplication. Aside from these projects, there was a focus on the most material and recent projects in terms of emissions, as well as those which are country-specific, rather than multi-country programmes.

The project by sector charts at the end of each of the country profile give a visual representation of the distribution of donor-funded projects among nine sectors or themes (NAMA development, climate change related policy development, infrastructure and transport, resource management, capacity building, land use and forestry, low carbon financing, renewable energy development and monitoring, reporting and verification (MRV)). These themes represent the main project sector priorities that have emerged through this review. Projects listed in the tables on the country pages were counted within as many relevant sectors as necessary (e.g. a project in renewables and infrastructure would be counted in both of these sectors) – these along with the listed multi-country programmes above were used to generate the project by sector charts, in order to give an idea of the focus and distribution of donor-funded projects.

The Regional Analysis pie charts were generated from information gathered on each country, including the "All-countries snapshot" table for all countries (page 9). Information from CDKN country coordinators and country engagement leads was used to verify the sectoral information in this table, which was then used to generate the regional project pie charts.

Sources

Emissions data

World Bank: CO2 emissions (metric tons per capita) and CO2 emissions (kt)
<http://data.worldbank.org/indicator>

WRI, CAIT 2.0. 2014. Climate Analysis Indicators Tool: WRI's Climate Data Explorer. Washington, DC: World Resources Institute.
<http://cait2.wri.org>.

Legislation

GLOBE International. 2013. "Climate Legislation Study: A Review of Climate Change Legislation in 33 Countries. Third Edition." Edited by Terry Townshend, Sam Fankhauser, Rafael Aybar, Murray Collins, Tucker Landesman, Michal Nachmany and Carolina Pavese.

GLOBE International and Grantham Research Institute, London School of Economics. 2014. "The GLOBE Climate Legislation Study: A Review of Climate Change Legislation in 66 Countries. Fourth Edition" Nachmany, M., Fankhauser, S., Townshend, T., Collins, M., Landesman, T., Matthews, A., Pavese, C., Rietig, K., Schleifer, P. and Setzer, J.
<http://www.globeinternational.org/studies/legislation/climate>

NAMAs

Ecofys NAMA database
<http://www.nama-database.org/index.php/Colombia>

UNFCCC: Compilation of information on nationally appropriate mitigation actions to be implemented by developing country Parties. FCCC/SBI/2013/INF.12/Rev.2

UNFCCC NAMA registry
<http://www4.unfccc.int/sites/nama/SitePages/Home.aspx>

Projects

Center for Clean Air Policy Resource Library
<http://ccap.org/resource-library/>

Forest Carbon Partnership Facility (FCPF)
<https://www.forestcarbonpartnership.org/>

International Partnership on Mitigation and MRV
<http://mitigationpartnership.net>

OpenEI wiki
<http://en.openei.org/wiki/>

The Partnership for Market Readiness (PMR)
<http://thepmr.org>

USAID: Asia Low Emission Development Strategies (LEDS) Partnership
<http://www.lowemissionsasia.org/>

Other

Barbados Declaration on Achieving Sustainable Energy for All in Small Island Developing States (SIDS) 8th May 2012.
[http://www.uncsd2012.org/content/documents/Barbados-Declaration-2012\[1\].pdf](http://www.uncsd2012.org/content/documents/Barbados-Declaration-2012[1].pdf)

Coalition for Rainforest Nations
<http://www.rainforestcoalition.org/>

The REDD Desk
<http://theredddesk.org>

UNFCCC: Non-Annex I national communications library
http://unfccc.int/national_reports/non-annex_i_natcom/items/2979.php

World Bank: Country Lending Summaries

<http://web.worldbank.org/WBSITE/EXTERNAL/PROJECTS>

Bangladesh

BANGLADESH Country Development Cooperation Strategy FY2011- FY2016.

http://www.usaid.gov/sites/default/files/documents/1860/Bangladesh_CDCS.pdf

Caribbean

CARICOM (Caribbean Community and Common Market) Secretariat

<http://www.caricom.org/>

CCCCC: Climate Change and the Caribbean: A Regional framework for achieving development resilient to climate change (2009-2015)

www.iadb.org/intal/intalcdi/PE/2013/10773.pdf

CCCCC database

http://www.caribbeanclimate.bz/index.php?Itemid=88&option=com_wrapper&view=wrapper

Climate and Clean Air Coalition (UNEP)

<http://www.unep.org/ccac/Partners/CountryPartners/DominicanRepublic/tabid/131829/language/en-US/Default.aspx>

Delivering transformational change 2011-21: Implementing the CARICOM 'Regional Framework for Achieving Development Resilient to Climate Change

www.iadb.org/intal/intalcdi/PE/2011/10128.pdf

Global Climate Change Alliance (GCCA): GCCA CARIFORUM support programme:

<http://www.gcca.eu/intra-acp/gcca-cariforum-support-programme>

UNFCCC: Climate change - small island developing States

http://unfccc.int/resource/docs/publications/cc_sids.pdf

El Salvador

BMU International Climate Initiative (IKI)

[http://www.international-climate-initiative.com/en/projects/projects/details/mitigation-action-implementation-network-main-phase-ii-implementing-ambitious-namas-in-latin-america-and-asia-360/?tx_wiminnoprojektkarte_pi1\[iv\]=2,0,0,1,0,0](http://www.international-climate-initiative.com/en/projects/projects/details/mitigation-action-implementation-network-main-phase-ii-implementing-ambitious-namas-in-latin-america-and-asia-360/?tx_wiminnoprojektkarte_pi1[iv]=2,0,0,1,0,0)

World Bank: El Salvador: Country Note on Climate Change Aspects in Agriculture

http://siteresources.worldbank.org/INTLAC/Resources/Climate_ElSalvadorWeb.pdf

Ethiopia

Ministry of Environment and Forest, 2013: "Status Report on the Operationalization and Implementation of the CRGE Strategy 2011-2013"

Partnership Agreement Between the Ministry of Water and Energy of the Federal Democratic Republic of Ethiopia and the Norwegian Ministry of Foreign Affairs of the Kingdom of Norway on "Increasing Access to Sustainable Energy and Reduced Greenhouse Gas Emissions in Rural Areas through the Use of Renewable Energy and Energy Efficiency"

http://www.regjeringen.no/upload/UD/Vedlegg/energi/Partnership_Agreement_Ethiopia_Signed.pdf

India

CLIMATE CHANGE & 12th FIVE YEAR PLAN; REPORT OF SUB-GROUP ON CLIMATE CHANGE

http://planningcommission.nic.in/aboutus/committee/wrkgrp12/enf/wgsub_climate.pdf

Grantham Institute: An Assessment of India's 2020 Carbon Intensity Target

https://workspace.imperial.ac.uk/climatechange/Public/pdfs/Grantham%20Report/India_2020_Grantham%20Report%20GR4.pdf

IETA: India: The World's Carbon Markets: A Case Study Guide to Emissions Trading

http://www.ieta.org/assets/Reports/EmissionsTradingAroundTheWorld/edf_ieta_india_case_study_september_2013.pdf

Indonesia

OECD: Indonesia's National Mitigation Actions: Paving the Way towards NAMAs

<http://www.oecd.org/env/cc/48304156.pdf>

Padjadjaran University, Bandung, Indonesia: Climate Change Issues and Mitigation Actions in Indonesia

https://crawford.anu.edu.au/accpforum/pdf/ppp/11_Yusuf.pdf

World Bank: Indonesia Climate Change Development Policy Project

<http://www.worldbank.org/projects/P120313/indonesia-climate-change-development-policy-project?lang=en>

Kenya

Kenya Climate Change Action Plan

<http://www.kccap.info/>

Ministry of Environment, Water and Natural Resources: National Forest Policy, February 2014.

Nepal

Maplecroft Climate Change Risk Atlas 2011

<http://maplecroft.com/about/news/ccvi.html>

Ministry of Forests and Soil Conservation (MoFSC)

<http://mofsc-redd.gov.np/>

SNV Website: Carbon and Climate Unit: Climate Sensitising Nepal's Renewable Energy Sector

<http://www.snvworld.org/en/sectors/renewable-energy/publications/carbon-and-climate-unit-climate-sensitising-nepals-renewable>

Pakistan

Associated press of Pakistan

http://www.app.com.pk/en/_index.php?option=com_content&task=view&id=266473&Itemid=2

CDM Pakistan

http://www.cdmpakistan.gov.pk/cdm_doc/pak%20cdm%20strategy-%20approved.pdf

EKN-RSPN Pakistan Domestic Biogas Programme (PDBP)

http://rspn.org/oldsite/our_projects/pdbp1.html

Embassy of the Islamic Republic of Pakistan Washington DC

http://www.embassyofpakistanusa.org/news632_02272014_Global_Climate.php

Jhimpir Wind Power: Pakistan's first wind farm gets global recognition

<http://tribune.com.pk/story/368376/jhimpir-wind-power-pakistans-first-wind-farm-gets-global-recognition/>

METRO Power Company Limited

http://www.cdmpakistan.gov.pk/cdm_doc/brief-mpcl%20project.pdf

National Economic & Environmental Development Study (NEEDS)

<http://unfccc.int/files/adaptation/application/pdf/pakistanneeds.pdf>

National Environmental Policy 2005

<http://www.environment.gov.pk/nep/policy.pdf>

Pakistan Economic Survey 2012-2013

<http://www.aamirilyas.com/economic-survey-of-pakistan-2012-13-pdf/>

Pakistan Sustainable Transport Project (PAKSTRANS)

<http://pakstran.pk/docs/Project%20Document-Pakistan%20Sustainable%20Transport.pdf>

Pakistan Today: ECNEC approves Kurram-Tangi dam in NWA

<http://www.pakistantoday.com.pk/2014/03/06/national/ecnec-approves-kurram-tangi-dam-in-nwa/>

Renewable Energy Development Sector Investment Program

<http://www.adb.org/projects/34339-013/main>

Sustainable Land Management to Combat Desertification in Pakistan

http://www.thegef.org/gef/sites/thegef.org/files/gef_pri_docs/GEFProjectDocuments/Land%20Degradation/Pakistan%20-%20Sustainable%20LM%20to%20Combat%20Desertification%20in%20Pakistan/04-24-06%20Revised-Pakistan-SLMP%20Projec%20doc.pdf

<http://www.pk.undp.org/content/pakistan/en/home/library/evaluation-reports/sustainable-land-management-to-combat-desertification-in-pakista.html>

Task force on climate change Pakistan

<http://pc.gov.pk/usefull%20links/Taskforces/TFCC%20Final%20Report.pdf>

Work programme for Climate Change Mitigation and Adaptation in Pakistan

<http://www.lead.org.pk/attachments/CDKN/work-programme-for-climate-change-adaptation-and-mitigation-in-pakistan.pdf>

Vision 2030

<http://www.pc.gov.pk/vision2030/Pak21stcentury/vision%202030-Full.pdf>

Zorlu Enerji Wind Project

<http://cdm.unfccc.int/Projects/Validation/DB/PGSOVN2OVCNFU1M16V0SE707ERENUK/view.html>

Peru

Balance de la Gestión de las Emisiones de Gases de Efecto Invernadero en el Perú (hard copy)

Documento de balance en relación a la gestión del cambio climático en el país (hard copy)

PERU2021 website

<http://www.peru2021.org/principal>

World Bank - Peru: Country Note on Climate Change Aspects in Agriculture

http://siteresources.worldbank.org/INTLAC/Resources/Climate_PeruWeb.pdf

World Business Council for Sustainable Development: Global Network – Peru 2021

<http://www.wbcsd.org/regional-network/members-list/latin-america/peru2021.aspx>

Republic of the Marshall Islands

Majuro Declaration for Climate Leadership, 5 September 2013.

http://www.majurodeclaration.org/the_declaration

Pacific Climate Change Portal: RMI overview

<http://www.pacificclimatechange.net/index.php/marshall-overview>

Reegle Clean Energy Information Portal

<http://www.reegle.info/policy-and-regulatory-overviews/MH>

Republic of the Marshall Islands: National Report in preparation for the Third International Conference on Small Islands States in Apia, Samoa 2014

http://www.sids2014.org/content/documents/216Marshall%20Is%20SIDSReport_endorsed-Final%20May%2012%202013.pdf

Review of the priorities of the Mauritius Strategy for the Sustainable Development of Small Island Developing States: Republic of the Marshall Islands

http://www.sids2014.org/content/documents/31Marshall_Islands-MSI-NAR2009.pdf

UNFCCC AWG-Durban Platform Workshop 2012

http://unfccc.int/files/documentation/submissions_from_parties/adp/application/pdf/adp1_wsmarshallislands_21052012.pdf

Rwanda

Climate Change Unit, Ministry of Water and Environment

<http://www.ccu.go.ug/index.php/cdm-1/legal-framework>

Green Growth and Climate Resilience: National Strategy for Climate Change and Low Carbon Development

<http://www.smithschool.ox.ac.uk/people/ryan-report1.pdf>

National Strategy on Climate Change and Low Carbon Development for Rwanda

<http://cdkn.org/wp-content/uploads/2010/12/FINAL-Baseline-Report-Rwanda-CCLCD-Strategy-super-low-res.pdf>

Uganda

DANIDA: Climate Change Activities in Uganda

<http://uganda.um.dk/en/danida-en/climate-change/climate-change-support-to-uganda/>

ODI and Acode, 2013. Uganda National Climate Change Finance Analysis:

<http://www.cbd.int/financial/climatechange/uganda-climate.pdf>

UNDP-UNEP Poverty-Environment Initiative: Climate change, the environment and human welfare: lessons learned from the Lake Kyoga catchment area.

http://www.unpei.org/sites/default/files/e_library_documents/Uganda-Policy-brief-Climatechange.pdf

UNITAR: Minister of Water and Environment Launches National Climate Change Learning Strategy of Ugand

<http://www.unitar.org/minister-water-and-environment-launches-national-climate-change-learning-strategy-uganda>

Acknowledgements

Lead author: Helen Picot

Contributing authors: Dani Law and Kiran Sura

Thanks go to CDKN colleagues and Independent Diplomat, for their help with reviewing the information collected, filling gaps and deepening our understanding.

This document is an output from a project funded by the UK Department for International Development (DFID) and the Netherlands Directorate-General for International Cooperation (DGIS) for the benefit of developing countries. However, the views expressed and information contained in it are not necessarily those of or endorsed by DFID or DGIS, who can accept no responsibility for such views or information or for any reliance placed on them.

This publication has been prepared for general guidance on matters of interest only, and does not constitute professional advice. You should not act upon the information contained in this publication without obtaining specific professional advice. No representation or warranty (express or implied) is given as to the accuracy or completeness of the information contained in this publication, and, to the extent permitted by law, the entities managing the delivery of the Climate and Development Knowledge Network do not accept or assume any liability, responsibility or duty of care for any consequences of you or anyone else acting, or refraining to act, in reliance on the information contained in this publication or for any decision based on it.

© 2014, All rights reserved